

Cisco

Exam Questions 300-715

Implementing and Configuring Cisco Identity Services Engine (SISE)



NEW QUESTION 1

A Cisco ISE administrator must restrict specific endpoints from accessing the network while in closed mode. The requirement is to have Cisco ISE centrally store the endpoints to restrict access from. What must be done to accomplish this task?"

- A. Add each MAC address manually to a blocklist identity group and create a policy denying access
- B. Create a logical profile for each device's profile policy and block that via authorization policies.
- C. Create a profiling policy for each endpoint with the cdpCacheDeviceId attribute.
- D. Add each IP address to a policy denying access.

Answer: B

NEW QUESTION 2

What does a fully distributed Cisco ISE deployment include?

- A. PAN and PSN on the same node while MnTs are on their own dedicated nodes.
- B. PAN and MnT on the same node while PSNs are on their own dedicated nodes.
- C. All Cisco ISE personas on their own dedicated nodes.
- D. All Cisco ISE personas are sharing the same node.

Answer: A

Explanation:

https://www.cisco.com/c/en/us/td/docs/security/ise/2-4/admin_guide/b_ise_admin_guide_24/m_setup_cisco_is

NEW QUESTION 3

An organization wants to standardize the 802.1X configuration on their switches and remove static ACLs on the switch ports while allowing Cisco ISE to communicate to the switch what access to provide. What must be configured to accomplish this task?

- A. security group tag within the authorization policy
- B. extended access-list on the switch for the client
- C. port security on the switch based on the client's information
- D. dynamic access list within the authorization profile

Answer: A

Explanation:

https://www.cisco.com/c/en/us/td/docs/security/ise/1-2/user_guide/ise_user_guide/ise_sga_pol.html#

NEW QUESTION 4

An engineer is testing Cisco ISE policies in a lab environment with no support for a deployment server. In order to push supplicant profiles to the workstations for testing, firewall ports will need to be opened. From which Cisco ISE persona should this traffic be originating?

- A. monitoring
- B. policy service
- C. administration
- D. authentication

Answer: B

NEW QUESTION 5

An engineer needs to configure Cisco ISE Profiling Services to authorize network access for IP speakers that require access to the intercom system. This traffic needs to be identified if the ToS bit is set to 5 and the destination IP address is the intercom system. What must be configured to accomplish this goal?

- A. NMAP
- B. NETFLOW
- C. pxGrid
- D. RADIUS

Answer: B

NEW QUESTION 6

In a Cisco ISE split deployment model, which load is split between the nodes?

- A. AAA
- B. network admission
- C. log collection
- D. device admission

Answer: A

Explanation:

https://www.cisco.com/c/en/us/td/docs/security/ise/2-6/install_guide/b_ise_InstallationGuide26.pdf

NEW QUESTION 7

During a 802.1X deployment, an engineer must identify failed authentications without causing problems for the connected endpoint. Which command will successfully achieve this?"

- A. dot1x system-auth-control
- B. dot1x pae authenticator
- C. authentication open
- D. authentication port-control auto

Answer: C

NEW QUESTION 8

Which supplicant(s) and server(s) are capable of supporting EAP-CHAINING?

- A. Cisco AnyConnect NAM and Cisco Identity Service Engine
- B. Cisco AnyConnect NAM and Cisco Access Control Server
- C. Cisco Secure Services Client and Cisco Access Control Server
- D. Windows Native Supplicant and Cisco Identity Service Engine

Answer: A

NEW QUESTION 9

What must be configured on the WLC to configure Central Web Authentication using Cisco ISE and a WLC?

- A. Set the NAC State option to SNMP NAC.
- B. Set the NAC State option to RADIUS NAC.
- C. Use the radius-server vsa send authentication command.
- D. Use the ip access-group webauth in command.

Answer: B

NEW QUESTION 10

Which two actions occur when a Cisco ISE server device administrator logs in to a device? (Choose two)

- A. The device queries the internal identity store
- B. The Cisco ISE server queries the internal identity store
- C. The device queries the external identity store
- D. The Cisco ISE server queries the external identity store.
- E. The device queries the Cisco ISE authorization server

Answer: AD

NEW QUESTION 10

An administrator is troubleshooting an endpoint that is supposed to bypass 802.1X and use MAB. The endpoint is bypassing 802.1X and successfully getting network access using MAB. However, the endpoint cannot communicate because it cannot obtain an IP address. What is the problem?

- A. The DHCP probe for Cisco ISE is not working as expected.
- B. The 802.1X timeout period is too long.
- C. The endpoint is using the wrong protocol to authenticate with Cisco ISE.
- D. An AC I on the port is blocking HTTP traffic

Answer: B

NEW QUESTION 15

A security administrator is using Cisco ISE to create a BYOD onboarding solution for all employees who use personal devices on the corporate network. The administrator generates a Certificate Signing Request and signs the request using an external Certificate Authority server. Which certificate usage option must be selected when importing the certificate into ISE?

- A. RADIUS
- B. DLTS
- C. Portal
- D. Admin

Answer: C

NEW QUESTION 18

What must match between Cisco ISE and the network access device to successfully authenticate endpoints?

- A. SNMP version
- B. shared secret
- C. certificate
- D. profile

Answer: B

Explanation:

https://www.cisco.com/en/US/docs/security/ise/1.0/user_guide/ise10_man_network_devices.html

NEW QUESTION 21

Which two default endpoint identity groups does Cisco ISE create? (Choose two)

- A. block list
- B. endpoint
- C. profiled
- D. allow list
- E. unknown

Answer: CE

Explanation:

https://www.cisco.com/c/en/us/td/docs/security/ise/2-1/admin_guide/b_ise_admin_guide_21/b_ise_admin_guide

Default Endpoint Identity Groups Created for Endpoints Cisco ISE creates the following five endpoint identity groups by default: Blacklist, GuestEndpoints, Profiled, RegisteredDevices, and Unknown. In addition, it creates two more identity groups, such as Cisco-IP-Phone and Workstation, which are associated to the Profiled (parent) identity group. A parent group is the default identity group that exists in the system.

Cisco ISE creates the following endpoint identity groups:

- Blacklist—This endpoint identity group includes endpoints that are statically assigned to this group in Cisco ISE and endpoints that are block listed in the device registration portal. An authorization profile can be defined in Cisco ISE to permit, or deny network access to endpoints in this group.
- GuestEndpoints—This endpoint identity group includes endpoints that are used by guest users.
- Profiled—This endpoint identity group includes endpoints that match endpoint profiling policies except Cisco IP phones and workstations in Cisco ISE.
- RegisteredDevices—This endpoint identity group includes endpoints, which are registered devices that are added by an employee through the devices registration portal. The profiling service continues to profile these devices normally when they are assigned to this group. Endpoints are statically assigned to this group in Cisco ISE, and the profiling service cannot reassign them to any other identity group. These devices will appear like any other endpoint in the endpoints list. You can edit, delete, and block these devices that you added through the device registration portal from the endpoints list in the Endpoints page in Cisco ISE. Devices that you have blocked in the device registration portal are assigned to the Blacklist endpoint identity group, and an authorization profile that exists in Cisco ISE redirects blocked devices to a URL, which displays “Unauthorised Network Access”, a default portal page to the blocked devices.
- Unknown—This endpoint identity group includes endpoints that do not match any profile in Cisco ISE. In addition to the above system created endpoint identity groups, Cisco ISE creates the following endpoint identity groups, which are associated to the Profiled identity group:
 - Cisco-IP-Phone—An identity group that contains all the profiled Cisco IP phones on your network.
 - Workstation—An identity group that contains all the profiled workstations on your network.

NEW QUESTION 23

A network engineer needs to ensure that the access credentials are not exposed during the 802.1x authentication among components. Which two protocols should complete this task?

- A. PEAP
- B. EAP-MD5
- C. LEAP
- D. EAP-TLS
- E. EAP-TTLS

Answer: BD

NEW QUESTION 26

Which Cisco ISE service allows an engineer to check the compliance of endpoints before connecting to the network?

- A. personas
- B. qualys
- C. nexpose
- D. posture

Answer: D

Explanation:

https://www.cisco.com/c/en/us/td/docs/security/ise/2-1/admin_guide/b_ise_admin_guide_21/b_ise_admin_guide Posture is a service in Cisco Identity Services Engine (Cisco ISE) that allows you to check the state, also known as posture, of all the endpoints that are connecting to a network for compliance with corporate security policies. This allows you to control clients to access protected areas of a network.

NEW QUESTION 28

Users in an organization report issues about having to remember multiple usernames and passwords. The network administrator wants the existing Cisco ISE deployment to utilize an external identity source to alleviate this issue. Which two requirements must be met to implement this change? (Choose two.)

- A. Enable IPC access over port 80.
- B. Ensure that the NAT address is properly configured
- C. Establish access to one Global Catalog server.
- D. Provide domain administrator access to Active Directory.
- E. Configure a secure LDAP connection.

Answer: CD

NEW QUESTION 29

An engineer is configuring ISE for network device administration and has devices that support both protocols. What are two benefits of choosing TACACS+ over RADIUS for these devices? (Choose two.)

- A. TACACS+ is FIPS compliant while RADIUS is not
- B. TACACS+ is designed for network access control while RADIUS is designed for role-based access.
- C. TACACS+ uses secure EAP-TLS while RADIUS does not.
- D. TACACS+ provides the ability to authorize specific commands while RADIUS does not
- E. TACACS+ encrypts the entire payload being sent while RADIUS only encrypts the password.

Answer: DE

NEW QUESTION 32

An engineer is creating a new authorization policy to give the endpoints access to VLAN 310 upon successful authentication. The administrator tests the 802.1X authentication for the endpoint and sees that it is authenticating successfully. What must be done to ensure that the endpoint is placed into the correct VLAN?

- A. Configure the switchport access vlan 310 command on the switch port
- B. Ensure that the security group is not preventing the endpoint from being in VLAN 310
- C. Add VLAN 310 in the common tasks of the authorization profile
- D. Ensure that the endpoint is using the correct policy set

Answer: C

NEW QUESTION 37

Which permission is common to the Active Directory Join and Leave operations?

- A. Create a Cisco ISE machine account in the domain if the machine account does not already exist
- B. Remove the Cisco ISE machine account from the domain.
- C. Set attributes on the Cisco ISE machine account
- D. Search Active Directory to see if a Cisco ISE machine account already exists.

Answer: D

Explanation:

https://www.cisco.com/c/en/us/td/docs/security/ise/2-0/ise_active_directory_integration/b_ise_ad_integration_

NEW QUESTION 39

An administrator is adding network devices for a new medical building into Cisco ISE. These devices must be in a network device group that is identifying them as "Medical Switch" so that the policies can be made separately for the endpoints connecting through them. Which configuration item must be changed in the network device within Cisco ISE to accomplish this goal?

- A. Change the device type to Medical Switch.
- B. Change the device profile to Medical Switch.
- C. Change the model name to Medical Switch.
- D. Change the device location to Medical Switch.

Answer: A

NEW QUESTION 41

An engineer needs to export a file in CSV format, encrypted with the password C1\$c0438563935, and contains users currently configured in Cisco ISE. Drag and drop the steps from the left into the sequence on the right to complete this task.

Click Export Selected, click Key, and enter the password.	1
Click Administration, and then click Identity Management.	2
Click Start Export, and then click OK.	3
Click Identities, click Users, and then select the list of users.	4

- A. Mastered
- B. Not Mastered

Answer: A

Explanation:

Graphical user interface, text, application Description automatically generated

NEW QUESTION 42

When configuring Active Directory groups, what does the Cisco ISE use to resolve ambiguous group names?

- A. MIB
- B. TGT

- C. OMAB
- D. SID

Answer: D

NEW QUESTION 46

What service can be enabled on the Cisco ISE node to identify the types of devices connecting to a network?

- A. MAB
- B. profiling
- C. posture
- D. central web authentication

Answer: B

NEW QUESTION 51

A network administrator is configuring a secondary Cisco ISE node from the backup configuration of the primary Cisco ISE node to create a high availability pair. The Cisco ISE CA certificates and keys must be manually backed up from the primary Cisco ISE and copied into the secondary Cisco ISE. Which command must be issued for this to work?

- A. copy certificate Ise
- B. application configure Ise
- C. certificate configure Ise
- D. Import certificate Ise

Answer: B

Explanation:

<https://community.cisco.com/t5/network-access-control/ise-certificate-import-export/m-p/3847746>

NEW QUESTION 54

An engineer is enabling a newly configured wireless SSID for tablets and needs visibility into which other types of devices are connecting to it. What must be done on the Cisco WLC to provide this information to Cisco ISE9?

- A. enable IP Device Tracking
- B. enable MAC filtering
- C. enable Fast Transition
- D. enable mDNS snooping

Answer: B

NEW QUESTION 57

An engineer needs to configure a Cisco ISE server to issue a CoA for endpoints already authenticated to access the network. The CoA option must be enforced on a session, even if there are multiple active sessions on a port. What must be configured to accomplish this task?

- A. the Reauth CoA option in the Cisco ISE system profiling settings enabled
- B. an endpoint profiling policy with the No CoA option enabled
- C. an endpoint profiling policy with the Port Bounce CoA option enabled
- D. the Port Bounce CoA option in the Cisco ISE system profiling settings enabled

Answer: A

NEW QUESTION 62

What is a valid guest portal type?

- A. Sponsored-Guest
- B. My Devices
- C. Sponsor
- D. Captive-Guest

Answer: A

NEW QUESTION 64

An administrator must block access to BYOD endpoints that were onboarded without a certificate and have been reported as stolen in the Cisco ISE My Devices Portal. Which condition must be used when configuring an authorization policy that sets DenyAccess permission?

- A. Endpoint Identity Group is Blocklist, and the BYOD state is Registered.
- B. Endpoint Identify Group is Blocklist, and the BYOD state is Pending.
- C. Endpoint Identity Group is Blocklist, and the BYOD state is Lost.
- D. Endpoint Identity Group is Blocklist, and the BYOD state is Reinstate.

Answer: A

Explanation:

https://www.cisco.com/c/en/us/td/docs/security/ise/2-6/admin_guide/b_ISE_26_admin_guide/b_ISE_admin_26_

NEW QUESTION 65

Which two features must be used on Cisco ISE to enable the TACACS. feature? (Choose two)

- A. Device Administration License
- B. Server Sequence
- C. Command Sets
- D. Enable Device Admin Service
- E. External TACACS Servers

Answer: AD

NEW QUESTION 66

A network administrator has just added a front desk receptionist account to the Cisco ISE Guest Service sponsor group. Using the Cisco ISE Guest Sponsor Portal, which guest services can the receptionist provide?

- A. Keep track of guest user activities
- B. Configure authorization settings for guest users
- C. Create and manage guest user accounts
- D. Authenticate guest users to Cisco ISE

Answer: C

NEW QUESTION 71

An administrator made changes in Cisco ISE and needs to apply new permissions for endpoints that have already been authenticated by sending a CoA packet to the network devices. Which IOS command must be configured on the devices to accomplish this goal?

- A. aaa server radius dynamic-author
- B. authentication command bounce-port
- C. authentication command disable-port
- D. aaa nas port extended

Answer: A

NEW QUESTION 76

A network administrator is configuring client provisioning resource policies for client machines and must ensure that an agent pop-up is presented to the client when attempting to connect to the network Which configuration item needs to be added to allow for this'?

- A. the client provisioning URL in the authorization policy
- B. a temporal agent that gets installed onto the system
- C. a remote posture agent proxying the network connection
- D. an API connection back to the client

Answer: C

NEW QUESTION 80

An administrator is configuring a Cisco WLC for web authentication Which two client profiling methods are enabled by default if the Apply Cisco ISE Default Settings check box has been selected'? (Choose two.)

- A. CDP
- B. DHCP
- C. HTTP
- D. SNMP
- E. LLDP

Answer: AE

NEW QUESTION 85

If a user reports a device lost or stolen, which portal should be used to prevent the device from accessing the network while still providing information about why the device is blocked?

- A. Client Provisioning
- B. Guest
- C. BYOD
- D. Blacklist

Answer: D

Explanation:

https://www.cisco.com/c/en/us/td/docs/solutions/Enterprise/Borderless_Networks/Unified_Access/BYOD_Desi The Blacklist identity group is system generated and maintained by ISE to prevent access to lost or stolen devices. In this design guide, two authorization profiles are used to enforce the permissions for wireless and wired devices within the Blacklist:

- > Blackhole WiFi Access
- > Blackhole Wired Access

NEW QUESTION 86

Which portal is used to customize the settings for a user to log in and download the compliance module?

- A. Client Profiling
- B. Client Endpoint
- C. Client Provisioning
- D. Client Guest

Answer: C

NEW QUESTION 88

An organization wants to improve their BYOD processes to have Cisco ISE issue certificates to the BYOD endpoints. Currently, they have an active certificate authority and do not want to replace it with Cisco ISE. What must be configured within Cisco ISE to accomplish this goal?

- A. Create a certificate signing request and have the root certificate authority sign it.
- B. Add the root certificate authority to the trust store and enable it for authentication.
- C. Create an SCEP profile to link Cisco ISE with the root certificate authority.
- D. Add an OCSP profile and configure the root certificate authority as secondary.

Answer: C

Explanation:

Ref:<https://www.cisco.com/c/en/us/support/docs/security/identity-services-engine-software/116068-configure-pr>

NEW QUESTION 90

Which profiling probe collects the user-agent string?

- A. DHCP
- B. AD
- C. HTTP
- D. NMAP

Answer: C

NEW QUESTION 95

Refer to the exhibit. An engineer is creating a new TACACS* command set and cannot use any show commands after logging into the device with this command set authorization Which configuration is causing this issue?

- A. Question marks are not allowed as wildcards for command sets.
- B. The command set is allowing all commands that are not in the command list
- C. The wildcard command listed is in the wrong format
- D. The command set is working like an ACL and denying every command.

Answer: A

NEW QUESTION 100

An engineer is configuring 802.1X and is testing out their policy sets. After authentication, some endpoints are given an access-reject message but are still allowed onto the network. What is causing this issue to occur?

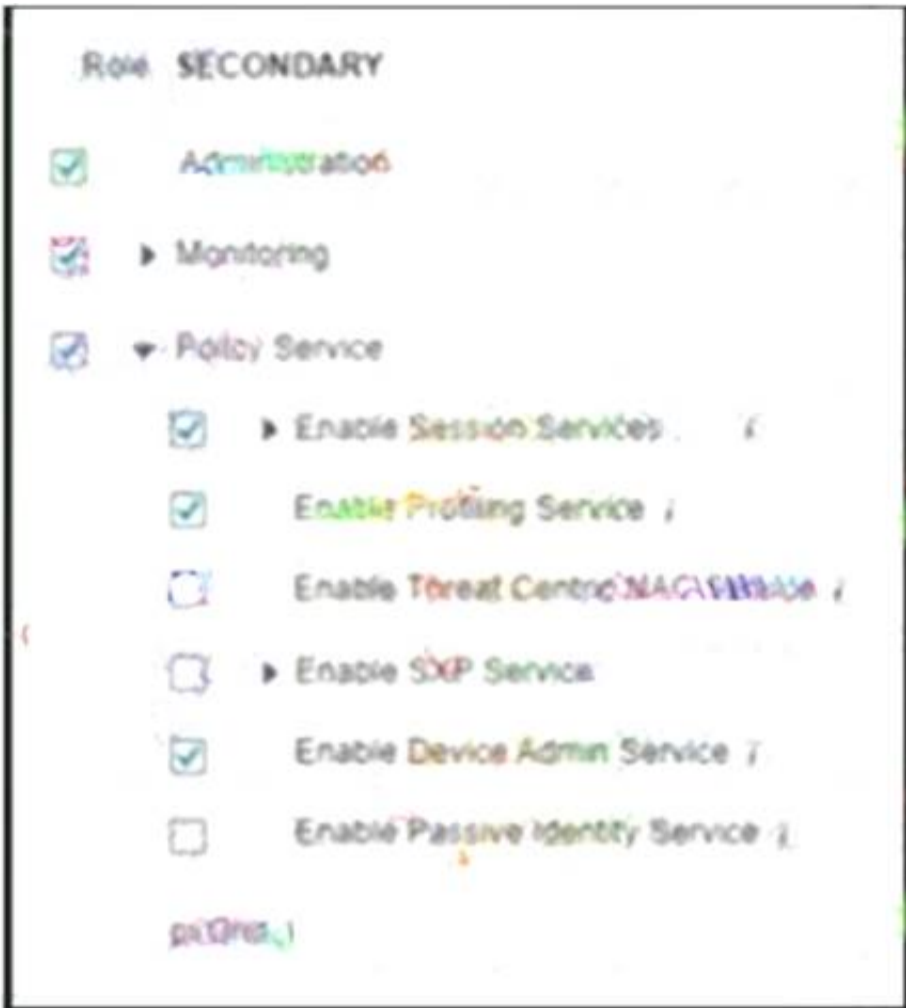
- A. The switch port is configured with authentication event server dead action authorize vlan.
- B. The authorization results for the endpoints include a dACL allowing access.
- C. The authorization results for the endpoints include the Trusted security group tag.
- D. The switch port is configured with authentication open.

Answer: D

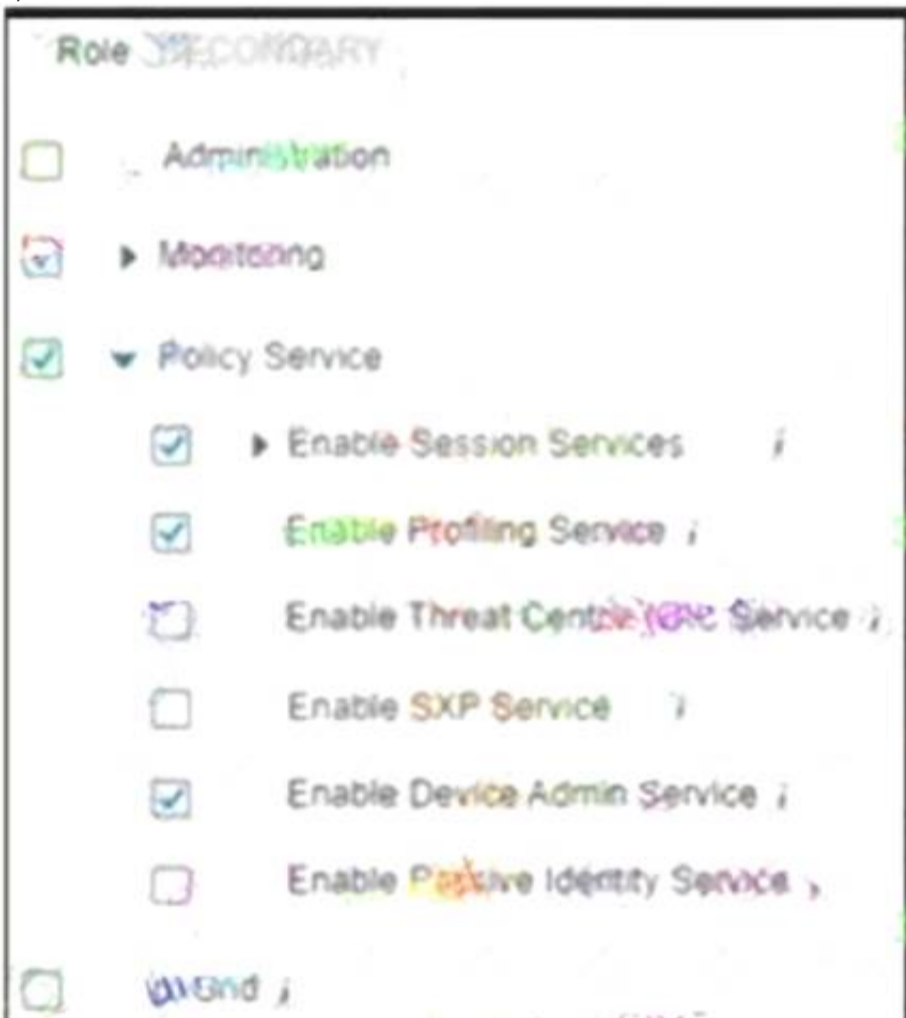
NEW QUESTION 105

An engineer builds a five-node distributed Cisco ISE deployment The first two deployed nodes are responsible for the primary and secondary administration and monitoring personas Which persona configuration is necessary to have the remaining three Cisco ISE nodes serve as dedicated nodes in the Cisco ISE cube that is responsible only for handling the RADIUS and TACACS+ authentication requests, identity lookups, and policy evaluation?

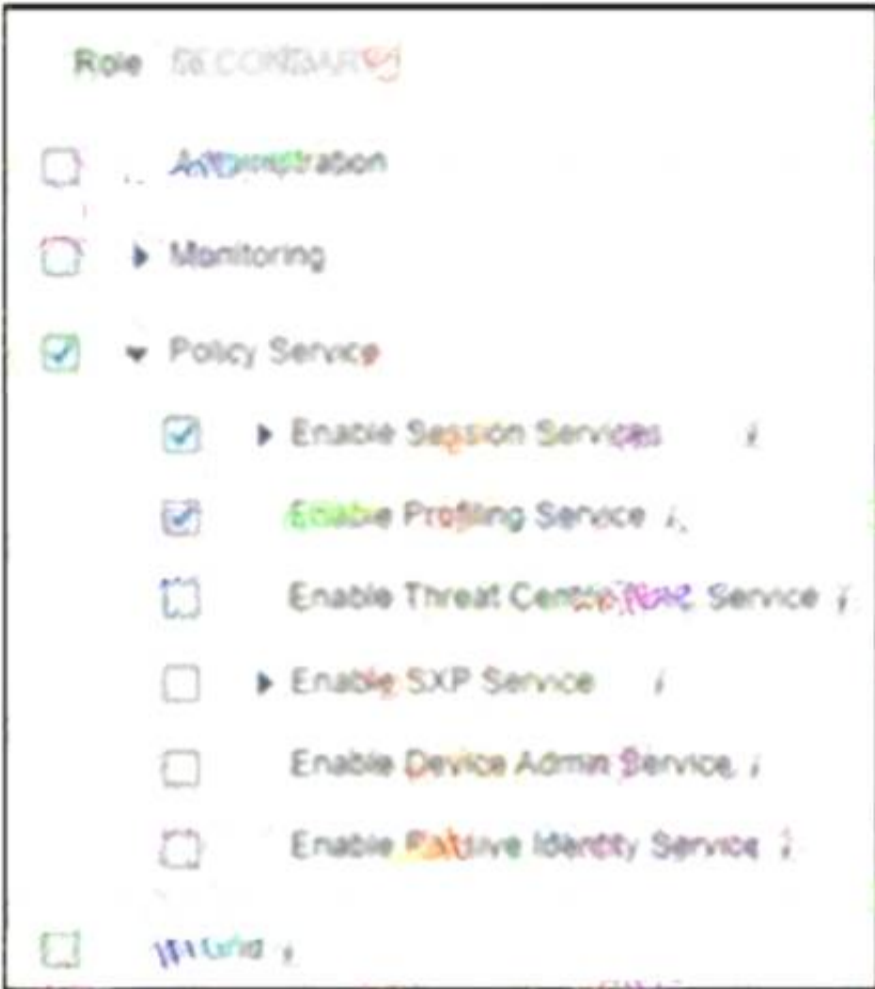
A)



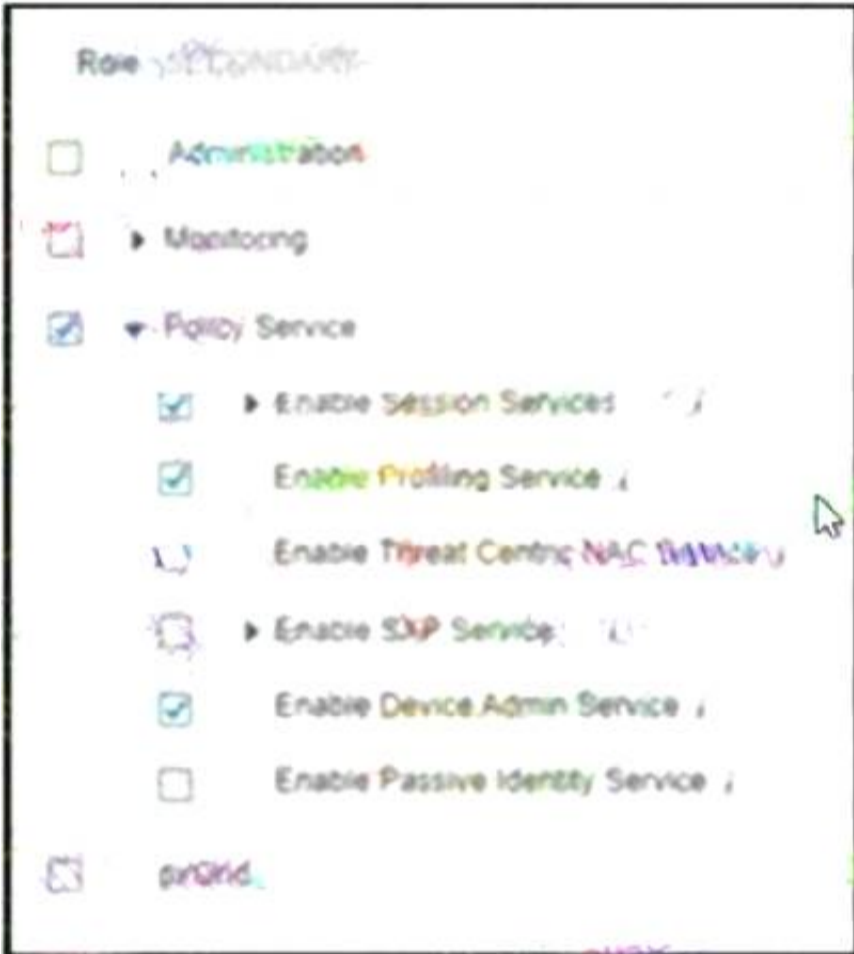
B)



C)



D)



- A. Option A
- B. Option B
- C. Option C
- D. Option D

Answer: D

NEW QUESTION 110

What sends the redirect ACL that is configured in the authorization profile back to the Cisco WLC?

- A. Cisco-av-pair
- B. Class attribute
- C. Event
- D. State attribute

Answer: A

NEW QUESTION 112

Which command displays all 802.1X/MAB sessions that are active on the switch ports of a Cisco Catalyst switch?

- A. show authentication sessions output

- B. Show authentication sessions
- C. show authentication sessions interface Gi 1/0/x
- D. show authentication sessions interface Gi1/0/x output

Answer: B

NEW QUESTION 117

What must be configured on the Cisco ISE authentication policy for unknown MAC addresses/identities for successful authentication?

- A. pass
- B. reject
- C. drop
- D. continue

Answer: D

Explanation:

https://www.cisco.com/en/US/docs/security/ise/1.0/user_guide/ise10_man_id_stores.html

NEW QUESTION 118

An administrator wants to configure network device administration and is trying to decide whether to use TACACS* or RADIUS. A reliable protocol must be used that can check command authorization Which protocol meets these requirements and why?

- A. TACACS+ because it runs over TCP
- B. RADIUS because it runs over UDP
- C. RADIUS because it runs over TCP.
- D. TACACS+ because it runs over UDP

Answer: A

NEW QUESTION 119

The IT manager wants to provide different levels of access to network devices when users authenticate using TACACS+. The company needs specific commands to be allowed based on the Active Directory group membership of the different roles within the IT department. The solution must minimize the number of objects created in Cisco ISE. What must be created to accomplish this task?

- A. one shell profile and one command set
- B. multiple shell profiles and one command set
- C. one shell profile and multiple command sets
- D. multiple shell profiles and multiple command sets

Answer: C

NEW QUESTION 121

Which are two characteristics of TACACS+? (Choose two)

- A. It uses TCP port 49.
- B. It combines authorization and authentication functions.
- C. It separates authorization and authentication functions.
- D. It encrypts the password only.
- E. It uses UDP port 49.

Answer: AC

NEW QUESTION 126

An administrator connects an HP printer to a dot1x enable port, but the printer is not accessible Which feature must the administrator enable to access the printer?

- A. MAC authentication bypass
- B. change of authorization
- C. TACACS authentication
- D. RADIUS authentication

Answer: A

Explanation:

<https://community.cisco.com/t5/network-access-control/ise-for-printer-security/m-p/3933216>

NEW QUESTION 129

An engineer wants to learn more about Cisco ISE and deployed a new lab with two nodes. Which two persona configurations allow the engineer to successfully test redundancy of a failed node? (Choose two.)

- A. Configure one of the Cisco ISE nodes as the Health Check node.
- B. Configure both nodes with the PAN and MnT personas only.
- C. Configure one of the Cisco ISE nodes as the primary PAN and MnT personas and the other as the secondary.
- D. Configure both nodes with the PAN, MnT, and PSN personas.
- E. Configure one of the Cisco ISE nodes as the primary PAN and PSN personas and the other as the secondary.

Answer: CE

NEW QUESTION 132

What is the maximum number of PSN nodes supported in a medium-sized deployment?

- A. three
- B. five
- C. two
- D. eight

Answer: B

NEW QUESTION 137

An engineer is configuring TACACS+ within Cisco ISE for use with a non-Cisco network device. They need to send special attributes in the Access-Accept response to ensure that the users are given the appropriate access. What must be configured to accomplish this'?

- A. dACLs to enforce the various access policies for the users
- B. custom access conditions for defining the different roles
- C. shell profiles with custom attributes that define the various roles
- D. TACACS+ command sets to provide appropriate access

Answer: C

NEW QUESTION 138

Which Cisco ISE deployment model provides redundancy by having every node in the deployment configured with the Administration, Policy Service, and Monitoring personas to protect from a complete node failure?

- A. distributed
- B. dispersed
- C. two-node
- D. hybrid

Answer: C

NEW QUESTION 141

An administrator is configuring TACACS+ on a Cisco switch but cannot authenticate users with Cisco ISE. The configuration contains the correct key of Cisc039712287. but the switch is not receiving a response from the Cisco ISE instance What must be done to validate the AAA configuration and identify the problem with the TACACS+ servers?

- A. Check for server reachability using the test aaa group tacacs+ admin <key> legacy command.
- B. Test the user account on the server using the test aaa group radius server CUCS user admin pass <key> legacy command.
- C. Validate that the key value is correct using the test aaa authentication admin <key> legacy command.
- D. Conrm the authorization policies are correct using the test aaa authorization admin drop legacy command.

Answer: A

Explanation:

<https://medium.com/training-course-ccna-security-210-260/ccna-security-part-3-implementing-aaa-in-cisco-ios>

NEW QUESTION 142

An administrator is configuring a switch port for use with 802 1X What must be done so that the port will allow voice and multiple data endpoints?

- A. Configure the port with the authentication host-mode multi-auth command
- B. Connect the data devices to the port, then attach the phone behind them.
- C. Use the command authentication host-mode multi-domain on the port
- D. Connect a hub to the switch port to allow multiple devices access after authentication

Answer: A

NEW QUESTION 144

Refer to the exhibit

```
interface GigabitEthernet1/0/1
 authentication host-mode multi-auth
 authentication post-control auto
 mab
 dot1x pae authenticator
```

Which switch configuration change will allow only one voice and one data endpoint on each port?

- A. Multi-auth to multi-domain
- B. Mab to dot1x
- C. Auto to manual
- D. Multi-auth to single-auth

Answer: A

Explanation:

<https://community.cisco.com/t5/network-access-control/cisco-ise-multi-auth-or-multi-host/m-p/3750907>

NEW QUESTION 149

Which default endpoint identity group does an endpoint that does not match any profile in Cisco ISE become a member of?

- A. Endpoint
- B. unknown
- C. blacklist
- D. white list
- E. profiled

Answer: B

Explanation:

If you do not have a matching profiling policy, you can assign an unknown profiling policy. The endpoint is therefore profiled as Unknown. The endpoint that does not match any profile is grouped within the Unknown identity group. The endpoint profiled to the Unknown profile requires that you create a profile with an attribute or a set of attributes collected for that endpoint.

https://www.cisco.com/en/US/docs/security/ise/1.0/user_guide/ise10_man_identities.html

NEW QUESTION 151

An administrator is manually adding a device to a Cisco ISE identity group to ensure that it is able to access the network when needed without authentication. Upon testing, the administrator notices that the device never hits the correct authorization policy line using the condition EndPoints LogicalProfile EQUALS static_list. Why is this occurring?

- A. The dynamic logical profile is overriding the statically assigned profile
- B. The device is changing identity groups after profiling instead of remaining static
- C. The logical profile is being statically assigned instead of the identity group
- D. The identity group is being assigned instead of the logical profile

Answer: C

NEW QUESTION 152

What gives Cisco ISE an option to scan endpoints for vulnerabilities?

- A. authorization policy
- B. authentication policy
- C. authentication profile
- D. authorization profile

Answer: A

NEW QUESTION 155

An administrator adds a new network device to the Cisco ISE configuration to authenticate endpoints to the network. The RADIUS test fails after the administrator configures all of the settings in Cisco ISE and adds the proper configurations to the switch. What is the issue?"

- A. The endpoint profile is showing as "unknown."
- B. The endpoint does not have the appropriate credentials for network access.
- C. The shared secret is incorrect on the switch or on Cisco ISE.
- D. The certificate on the switch is self-signed not a CA-provided certificate.

Answer: B

NEW QUESTION 159

An engineer is configuring a posture policy for Windows 10 endpoints and wants to ensure that users in each AD group have different conditions to meet to be compliant. What must be done to accomplish this task?

- A. identify The users groups needed for different policies and create service conditions to map each one to its posture requirement
- B. Configure a simple condition for each AD group and use it in the posture policy for each use case
- C. Use the authorization policy within the policy set to group each AD group with their respective posture policy
- D. Change the posture requirements to use an AD group for each use case then use those requirements in the posture policy

Answer: C

NEW QUESTION 162

Which two features are available when the primary admin node is down and the secondary admin node has not been promoted? (Choose two.)

- A. hotspot
- B. new AD user 802 1X authentication
- C. posture
- D. BYOD
- E. guest AUP

Answer: BC

NEW QUESTION 166

What are the minimum requirements for deploying the Automatic Failover feature on Administration nodes in a distributed Cisco ISE deployment?

- A. a primary and secondary PAN and a health check node for the Secondary PAN
- B. a primary and secondary PAN and no health check nodes
- C. a primary and secondary PAN and a pair of health check nodes
- D. a primary and secondary PAN and a health check node for the Primary PAN

Answer: D

NEW QUESTION 171

When planning for the deployment of Cisco ISE, an organization's security policy dictates that they must use network access authentication via RADIUS. It also states that the deployment provide an adequate amount of security and visibility for the hosts on the network. Why should the engineer configure MAB in this situation?

- A. The Cisco switches only support MAB.
- B. MAB provides the strongest form of authentication available.
- C. The devices in the network do not have a supplicant.
- D. MAB provides user authentication.

Answer: C

NEW QUESTION 173

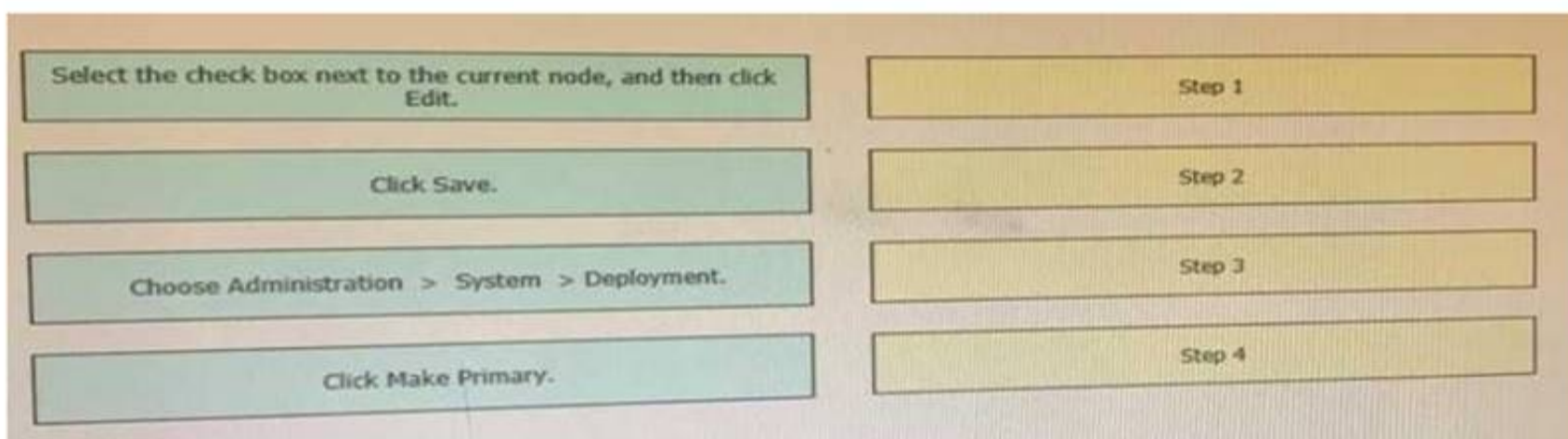
Which statement about configuring certificates for BYOD is true?

- A. An Android endpoint uses EST, whereas other operating systems use SCEP for enrollment
- B. The SAN field is populated with the end user name.
- C. An endpoint certificate is mandatory for the Cisco ISE BYOD
- D. The CN field is populated with the endpoint host name

Answer: C

NEW QUESTION 176

Drag the steps to configure a Cisco ISE node as a primary administration node from the left into the correct order on the right.



- A. Mastered
- B. Not Mastered

Answer: A

Explanation:

https://www.cisco.com/c/en/us/td/docs/security/ise/2-4/admin_guide/b_ise_admin_guide_24/b_ise_admin_guide

- Step 1
Choose Administration > System > Deployment.
- The Register button will be disabled initially. To enable this button, you must configure a Primary PAN.
- Step 2
Check the check box next to the current node, and click Edit.
- Step 3
Click Make Primary to configure your Primary PAN.
- Step 4
Enter data on the General Settings
- Step 5
tab.
- Click Save to save the node configuration.

NEW QUESTION 180

An engineer is implementing Cisco ISE and needs to configure 802.1X. The port settings are configured for port-based authentication. Which command should be used to complete this configuration?

- A. dot1x pae authenticator
- B. dot1x system-auth-control
- C. authentication port-control auto
- D. aaa authentication dot1x default group radius

Answer: B

Explanation:

<https://www.cisco.com/c/en/us/td/docs/switches/lan/catalyst4500/12-2/31sg/configuration/guide/conf/dot1x>.

NEW QUESTION 181

A network administrator notices that after a company-wide shut down, many users cannot connect their laptops to the corporate SSID. What must be done to permit access in a timely manner?

- A. Authenticate the user's system to the secondary Cisco ISE node and move this user to the primary with the renewed certificate.
- B. Connect this system as a guest user and then redirect the web auth protocol to log in to the network.
- C. Add a certificate issue from the CA server, revoke the expired certificate, and add the new certificate in system.
- D. Allow authentication for expired certificates within the EAP-TLS section under the allowed protocols.

Answer: A

NEW QUESTION 186

An engineer is configuring Cisco ISE to reprofile endpoints based only on new requests of INIT-REBOOT and SELECTING message types. Which probe should be used to accomplish this task?

- A. MMAP
- B. DNS
- C. DHCP
- D. RADIUS

Answer: C

NEW QUESTION 187

In which two ways can users and endpoints be classified for TrustSec? (Choose Two.)

- A. VLAN
- B. SXP
- C. dynamic
- D. QoS
- E. SGACL

Answer: AE

NEW QUESTION 190

An administrator is configuring posture with Cisco ISE and wants to check that specific services are present on the workstations that are attempting to access the network. What must be configured to accomplish this goal?

- A. Create a registry posture condition using a non-OPSWAT API version.
- B. Create an application posture condition using a OPSWAT API version.
- C. Create a compound posture condition using a OPSWAT API version.
- D. Create a service posture condition using a non-OPSWAT API version.

Answer: D

NEW QUESTION 193

.....

Thank You for Trying Our Product

We offer two products:

1st - We have Practice Tests Software with Actual Exam Questions

2nd - Questions and Answers in PDF Format

300-715 Practice Exam Features:

- * 300-715 Questions and Answers Updated Frequently
- * 300-715 Practice Questions Verified by Expert Senior Certified Staff
- * 300-715 Most Realistic Questions that Guarantee you a Pass on Your First Try
- * 300-715 Practice Test Questions in Multiple Choice Formats and Updates for 1 Year

100% Actual & Verified — Instant Download, Please Click
[Order The 300-715 Practice Test Here](#)