



Salesforce

Exam Questions Salesforce-MuleSoft-Developer-II

Salesforce Certified MuleSoft Developer 2 (SP24)

About ExamBible

Your Partner of IT Exam

Found in 1998

ExamBible is a company specialized on providing high quality IT exam practice study materials, especially Cisco CCNA, CCDA, CCNP, CCIE, Checkpoint CCSE, CompTIA A+, Network+ certification practice exams and so on. We guarantee that the candidates will not only pass any IT exam at the first attempt but also get profound understanding about the certificates they have got. There are so many alike companies in this industry, however, ExamBible has its unique advantages that other companies could not achieve.

Our Advances

* 99.9% Uptime

All examinations will be up to date.

* 24/7 Quality Support

We will provide service round the clock.

* 100% Pass Rate

Our guarantee that you will pass the exam.

* Unique Gurantee

If you do not pass the exam at the first time, we will not only arrange FULL REFUND for you, but also provide you another exam of your claim, ABSOLUTELY FREE!

NEW QUESTION 1

A Mule application includes a subflow containing a Scatter.Gather scope. Within each leg of the Scatter.Gather, an HTTP connector calls a PUT endpoint to modify records in different upstream system. The subflow is called inside an Unit successful scope to retry if a transitory exception is raised.

A technical spike is being performed to increase reliability of the Mule application. Which steps should be performed within the Mule flow above the ensure idempotent behavior?

- A. Change the PUT requests inside the Scatter-Gather to POST requests
- B. Ensure an error-handling flow performs corrective actions to roll back all changes if any leg of the Scatter-Gather fails
- C. Remove the Put requests from the Scatter-Getter and perform them sequentially
- D. None, the flow already exhibits idempotent behavior

Answer: B

NEW QUESTION 2

A Mule application contain two policies Policy A and Policy A has order1, and Policy B has order 2. Policy A Policy B, and a flow are defined by he configuration below.

```
<http-policy:proxy name="policy-A">
  <http-policy:source>
    <A1/>
    <http-policy:execute-next/>
    <A2/>
  </http-policy:source>
</http-policy:proxy>
```

```
<http-policy:proxy name="policy-B">
  <http-policy:source>
    <B1/>
    <http-policy:execute-next/>
    <B2/>
  </http-policy:source>
</http-policy:proxy>
```

```
<flow name="flow">
  <http:listener/>
  <F1/>
</flow>
```

When a HTTP request arrives at the Mule application's endpoint, what will be the execution order?

- A. A1, B1, F1, B2, A2
- B. B1, A1, F1, A2, B2
- C. F1, A1, B1, B2, A2
- D. F1, B1, A1, A2, B2

Answer: A

NEW QUESTION 3

A company deploys 10 public APIs to CloudHub. Each API has its individual health endpoint defined. The platform operation team wants to configure API Functional Monitoring to monitor the health of the APIs periodically while minimizing operational overhead and cost.

How should API Functional Monitoring be configured?

- A. From one public location with each API in its own schedule
- B. From one private location with all 10 APIs in a single schedule
- C. From one public location with all 10 APIs in a single schedule
- D. From 10 public locations with each API in its own schedule

Answer: C

NEW QUESTION 4

When implementing a synchronous API where the event source is an HTTP Listener, a developer needs to return the same correlation ID back to the caller in the HTTP response header.

How can this be achieved?

- A. Enable the auto-generate CorrelationID option when scaffolding the flow
- B. Enable the CorrelationID checkbox in the HTTP Listener configuration
- C. Configure a custom correlation policy
- D. NO action is needed as the correlation ID is returned to the caller in the response header by default

Answer: D

NEW QUESTION 5

A mule application exposes an API for creating payments. An Operations team wants to ensure that the Payment API is up and running at all times in production. Which approach should be used to test that the payment API is working in production?

- A. Create a health check endpoint that listens on a separate port and uses a separate HTTP Listener configuration from the API
- B. Configure the application to send health data to an external system
- C. Create a health check endpoint that reuses the same port number and HTTP Listener configuration as the API itself
- D. Monitor the Payment API directly sending real customer payment data

Answer: A

Explanation:

To test that the payment API is working in production, the developer should create a health check endpoint that listens on a separate port and uses a separate HTTP Listener configuration from the API. This way, the developer can isolate the health check endpoint from the API traffic and avoid affecting the performance or availability of the API.

The health check endpoint should return a simple response that indicates the status of the API, such as OK or ERROR. References: <https://docs.mulesoft.com/api-functionalmonitoring/afm-create-monitor#create-a-monitor>

NEW QUESTION 6

A company has been using CI/CD. Its developers use Maven to handle build and deployment activities. What is the correct sequence of activities that takes place during the Maven build and deployment?

- A. Initialize, validate, compute, test, package, verify, install, deploy
- B. Validate, initialize, compile, package, test, install, verify, verify, deploy
- C. Validate, initialize, compile, test, package, verify, install, deploy
- D. Validation, initialize, compile, test, package, install, verify, deploy

Answer: C

NEW QUESTION 7

Refer to the exhibit.

A Mule Object Store is configured with an entry TTL of one second and an expiration interval of 30 seconds.

What is the result of the flow if processing between `os:store` and `os:retrieve` takes 10 seconds?

```
<os:object-store name="os" entryTtl="1" entryTtlUnit="SECONDS"
  expirationInterval="30" expirationIntervalUnit="SECONDS"/>

<flow name="main-flow">
  <set-payload value="originalPayload" />
  <os:store objectStore="os" key="#['testKey']">
    <os:value><![CDATA[#["testPayload"]]></os:value>
  </os:store>
  <os:retrieve objectStore="os" key="#['testKey']">
    <os:default-value>#['nullPayload']</os:default-value>
  </os:retrieve>
</flow>
```

- A. nullPayload
- B. originalPayload
- C. OS:KEY_NOT_FOUND
- D. testPayload

Answer: A

NEW QUESTION 8

Refer to the exhibits.

Bioinfo System API is implemented and published to Anypoint Exchange. A developer wants to invoke this API using its REST Connector.

What should be added to the POM?

A)

```
<repository>
  <groupId>XXXXX-XXXXXXX-XXXX-XXXXX-XXXXX-X</groupId>
  <artifactId>mule-plugin-bio-info</artifactId>
  <version>1.0.0</version>
  <classifier>mule-plugin</classifier>
</repository>
```

B)

```
<rest-connect>
  <groupId>XXXXX-XXXXXXX-XXXX-XXXXX-XXXXX-X</groupId>
  <artifactId>mule-plugin-bio-info</artifactId>
  <version>1.0.0</version>
  <classifier>mule-plugin</classifier>
</rest-connect>
```

C)

```
<dependency>
  <groupId>XXXXX-XXXXXXX-XXXX-XXXXX-XXXXX-X</groupId>
  <artifactId>mule-plugin-bio-info</artifactId>
  <version>1.0.0</version>
  <classifier>mule-plugin</classifier>
  <artifactId>mule-plugin-bio-info</artifactId>
  <version>1.0.0</version>
  <classifier>mule-plugin</classifier>
</rest-connect>
```

D)

```
<dependency>
  <groupId>XXXXX-XXXXXXX-XXXX-XXXXX-XXXXX-X</groupId>
  <artifactId>mule-plugin-bio-info</artifactId>
  <version>1.0.0</version>
  <classifier>mule-plugin</classifier>
</dependency>
```

E)

```
<plugin>
  <groupId>XXXXX-XXXXXXX-XXXX-XXXXX-XXXXX-X</groupId>
  <artifactId>mule-plugin-bio-info</artifactId>
  <version>1.0.0</version>
  <classifier>mule-plugin</classifier>
</plugin>
```

A. Option A

- B. Option B
- C. Option C
- D. Option D
- E. Option E

Answer: E

NEW QUESTION 9

A Mule API receives a JSON payload and updates the target system with the payload. The developer uses JSON schemas to ensure the data is valid. How can the data be validated before posting to the target system?

- A. Use a DataWeave 2.09 transform operation, and at the log of the DataWeave script, add: %dw 2.0 Import json-moduls
- B. Using the DataWeave if Else condition test the values of the payload against the examples included in the schema
- C. Apply the JSON Schema policy in API Manager and reference the correct schema in the policy configuration
- D. Add the JSON module dependency and add the validate-schema operation in the flow, configured to reference the schema

Answer: D

NEW QUESTION 10

Which pattern can a web API use to notify its client of state changes as soon as they occur?

- A. HTTP Webhook
- B. Shared database trigger
- C. Schedule Event Publisher
- D. ETL data load

Answer: A

NEW QUESTION 10

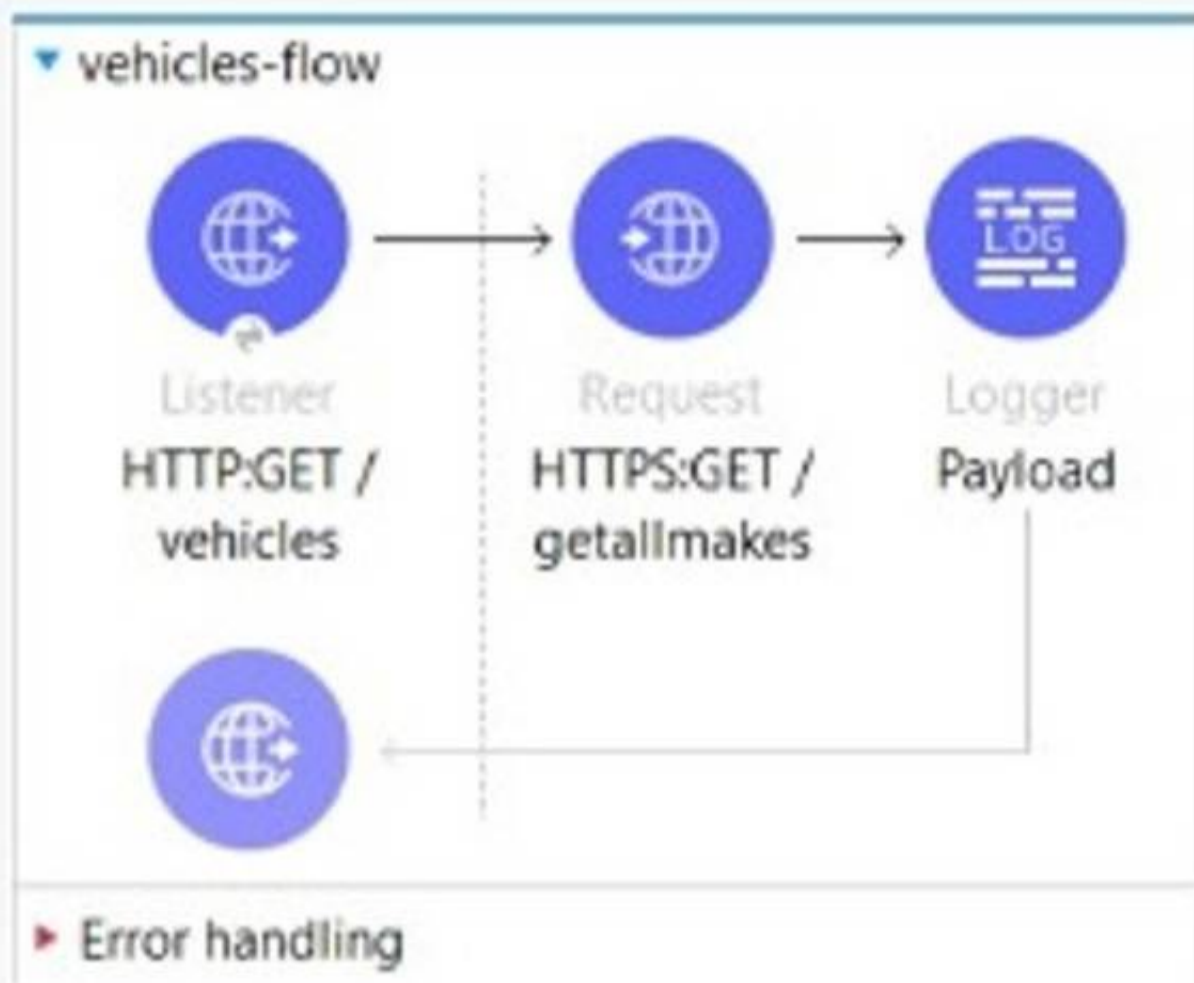
Which statement is true when using XML SDK for creating custom message processors?

- A. Properties are fields defined by an end user of the XML SDK component and serve as a global configuration for the entire Mule project in which they are used
- B. An XML SDK provides both inbound and outbound operations
- C. Operations can be reused in recursive calls
- D. All operations are public

Answer: A

NEW QUESTION 12

The flow is invoicing a target API. The API's protocol is HTTPS. The TLS configuration in the HTTP Request Configuration global element is set to None. A web client submits a request to <http://localhost:8081/vehicles>.



Configuration

Protocol:

Host:

Port:

Use persistent connections

Max connections:

Connection idle timeout:

Stream response

Response buffer size:

TLS Configuration

If the certificate of the target API is signed by a certificate authority (CA), what is true about the HTTP Request operation when the flow executes?

- A. The HTTP Request operation will succeed if the CA's certificate is present in the JRE's default keystore
- B. The HTTP Request operation will succeed if the CA's certificate is present in the JRE's default truststore.
- C. The HTTP Request operation will always succeed regardless of the CA
- D. The HTTP Request operation will always fail regardless of the CA

Answer: B

NEW QUESTION 17

Which pattern should be used to invoke multiple HTTP APIs in parallel and roll back failed requests in sequence?

- A. A database as a transactional outbox and an Until Successful router to retry any requests
- B. A Parallel for Each scope with each HTTP request wrapped in a Try scope
- C. Scatter-Gather as central Saga orchestrator for all API request with compensating actions for failing routes
- D. VM queues as a reliability pattern with error handlers to roll back any requests

Answer: C

Explanation:

To invoke multiple HTTP APIs in parallel and roll back failed requests in sequence, the developer should use a Scatter-Gather router as a central Saga orchestrator for all API requests with compensating actions for failing routes. A Scatter-Gather router executes multiple routes concurrently and aggregates the results. A Saga orchestrator coordinates a series of actions across different services and handles failures by executing compensating actions. Therefore, using a Scatter-Gather router as a Saga orchestrator allows invoking multiple HTTP APIs in parallel and rolling back any failed requests in sequence. References:
<https://docs.mulesoft.com/mule-runtime/4.3/scatter-gather-concept>
<https://docs.mulesoft.com/mule-runtime/4.3/saga>

NEW QUESTION 21

Refer to the exhibit.

```

traits:
  client-id-required:
    headers:
      client_id:
        type: string
      client_secret:
        type: string

protocols:
  - HTTPS
  - HTTP

types:
  Customers: !include datatypes/Customers-request.raml

/customers:
  is: [client-id-required]
  put:
    body:
      application/json:
        type: Customers
        example: !include examples/Customers-request.json
    responses:
      200:
        description: Successfull
        body:
          application/json:
            example: !include examples/Customers-response.json
      400:
        description: Bad request
        body:
          application/json:
            example: !include examples/postErrorCode403.json
      404:
        description: Resource not found
        body:
          application/json:
            example:
              !include examples/postErrorCode404.json
      500:
        description: Internal server error
        body:
          application/json:
            example:
              !include examples/postErrorCode500.json
      501:
        description: Not implemented
        body:
          application/json:
            example:
              !include examples/postErrorCode501.json

```

A developer generates the base scaffolding for an API in Anypoint Studio.

Which HTTP status code is returned while testing using the API Kit console if no values are entered in client-secret?

- A. HTTP status code:200
- B. HTTP status code:403
- C. HTTP status code:400
- D. HTTP status code:500

Answer: B

NEW QUESTION 25

Two APIs are deployed to a two-node on-prem cluster. Due to a requirements change, the two APIs must communicate to exchange data asynchronously.

- A. If the two APIs use the same domain, the VM Connector can be leveraged
- B. The VM Connector is used to inter-application communication, so it is not possible to use the VM Connector
- C. Instead of using the VM Connector use <flow-ref>directly
- D. It is not possible to use the VM Connector since the APIs are running in a cluster mode and each mode has it own set of VM Queues

Answer: A

NEW QUESTION 30

When a client and server are exchanging messages during the mTLS handshake, what is being agreed on during the cipher suite exchange?

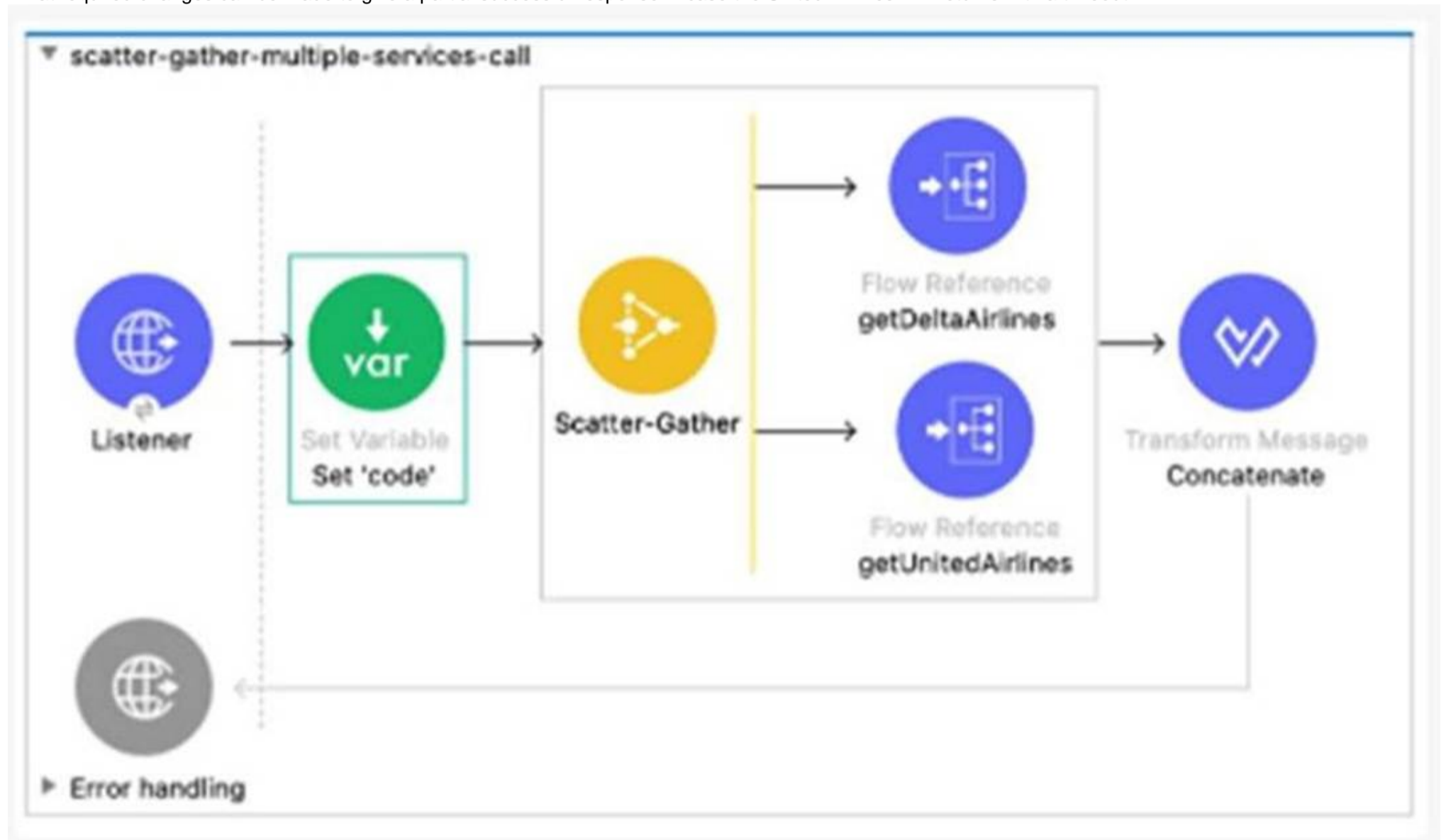
- A. A protocol
- B. The TLS version
- C. An encryption algorithm
- D. The Public key format

Answer: C

NEW QUESTION 34

Refer to the exhibit.

What required changes can be made to give a partial successful response in case the United Airlines API returns with a timeout?



- A. Add a Scatter-gather component inside a Try scope. Set the payload to a default value ??Error?? inside the error handler using the On Error Propagate scope.
- B. Add Flow Reference components inside a Try scope. Set the payload to a default value???? insider the error handler using the ON Error Continue scope
- C. Add Flow Reference components inside a Try scope Set the payload to a default value ??? inside the error handler using the On Error Propagate scope
- D. Add a Scatter-Gather component inside a Try scope. Set the payload to a defaultvalue ??Error???? inside the error handler using the On Error Continue scope.

Answer: D

NEW QUESTION 38

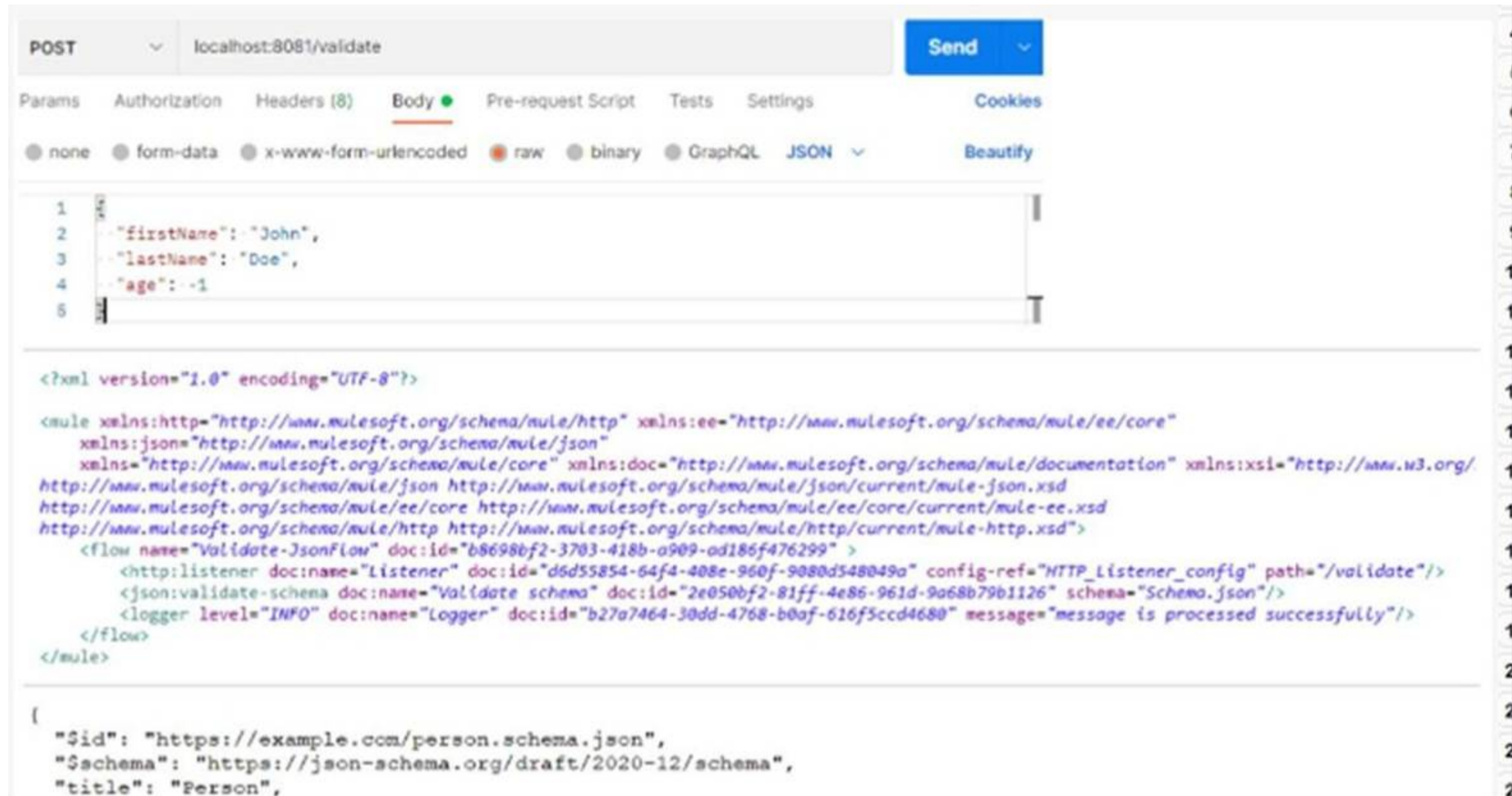
Which properties are mandatory on the HTTP Connector configuration in order to use the OAuth 2.0 AuthorizationCode grant type for authentication?

- A. External callback URL, access token URL, client ID response access token
- B. Token URL, authorization URL, client ID, client secret local callback URL
- C. External callback URL, access token URL, client ID, response refresh token
- D. External callback URL, access token URL, local authorization URL, authorization URL, client ID, client secret

Answer: D

NEW QUESTION 40

Refer to the exhibit.



```

1  {
2    "firstName": "John",
3    "lastName": "Doe",
4    "age": -1
5  }

<?xml version="1.0" encoding="UTF-8"?>

<mule xmlns:http="http://www.mulesoft.org/schema/mule/http" xmlns:ee="http://www.mulesoft.org/schema/mule/ee/core"
  xmlns:json="http://www.mulesoft.org/schema/mule/json"
  xmlns="http://www.mulesoft.org/schema/mule/core" xmlns:doc="http://www.mulesoft.org/schema/mule/documentation" xmlns:xsi="http://www.w3.org/
http://www.mulesoft.org/schema/mule/json http://www.mulesoft.org/schema/mule/json/current/mule-json.xsd
http://www.mulesoft.org/schema/mule/ee/core http://www.mulesoft.org/schema/mule/ee/core/current/mule-ee.xsd
http://www.mulesoft.org/schema/mule/http http://www.mulesoft.org/schema/mule/http/current/mule-http.xsd">
  <flow name="Validate-JsonFlow" doc:id="b8698bf2-3703-418b-a909-0d186f476299">
    <http:listener doc:name="listener" doc:id="d6d55854-64f4-408e-960f-9080d548049a" config-ref="HTTP_Listener_config" path="/validate"/>
    <json:validate-schema doc:name="Validate schema" doc:id="2e050bf2-81ff-4e86-961d-9a68b79b1126" schema="Schema.json"/>
    <logger level="INFO" doc:name="Logger" doc:id="b27a7464-30dd-4768-b0af-616f5ccd4680" message="message is processed successfully"/>
  </flow>
</mule>

{
  "$id": "https://example.com/person.schema.json",
  "$schema": "https://json-schema.org/draft/2020-12/schema",
  "title": "Person",

```

Based on the code snippet, schema.json file, and payload below, what is the outcome of the given code snippet when a request is sent with the payload?

- A. The Mule flow will execute successfully with status code 200, and the response will be the JSON sent in request
- B. The Mule flow will execute successfully with status code 204
- C. The Mule flow will throw the exception ??JSON:SCHEMA_NOT_HONOURED
- D. The Mule flow will execute successfully with status code 200m and a response will display themessage ??? Age in years which must equal to or greater than zero.???

Answer: C

NEW QUESTION 42

A developer is working on a project that requires encrypting all data before sending it to a backend application. To accomplish this, the developer will use PGP encryption in the Mule 4 Cryptography module. What is required to encrypt the data before sending it to the backend application?

- A. The application needs to configure HTTPS TLS context information to encrypt the data
- B. The application needs to both the private and public keys to encrypt the data
- C. The application needs the public key from the backend service to encrypt the data
- D. The application needs the private key from the backend service to encrypt the data

Answer: C

Explanation:

To encrypt the data before sending it to the backend application using PGP encryption, the application needs the public key from the backend service. PGP encryption uses a public-key cryptography system, which means that each party has a pair of keys: a public key and a private key. The public key is used to encrypt data, and the private key is used to decrypt data. Therefore, to encrypt data for a specific recipient (the backend service), the application needs to use the recipient's public key. The recipient can then use its own private key to decrypt the data. References: <https://docs.mulesoft.com/muleruntime/4.3/cryptography-pgp>

NEW QUESTION 45

A Mule application deployed to a standardalone Mule runtime uses VM queues to publish messages to be consumed asynchronously by another flow. In the case of a system failure, what will happen to in-flight messages in the VM queuesthat have been consumed?

- A. For nay type of queue, the message will be processed after the system comes online
- B. For persistent queues, the message will be processed after the system comes online
- C. For transient queues, the message will be processed after the system comes online
- D. For any type of queue, the message will be lost

Answer: B

NEW QUESTION 49

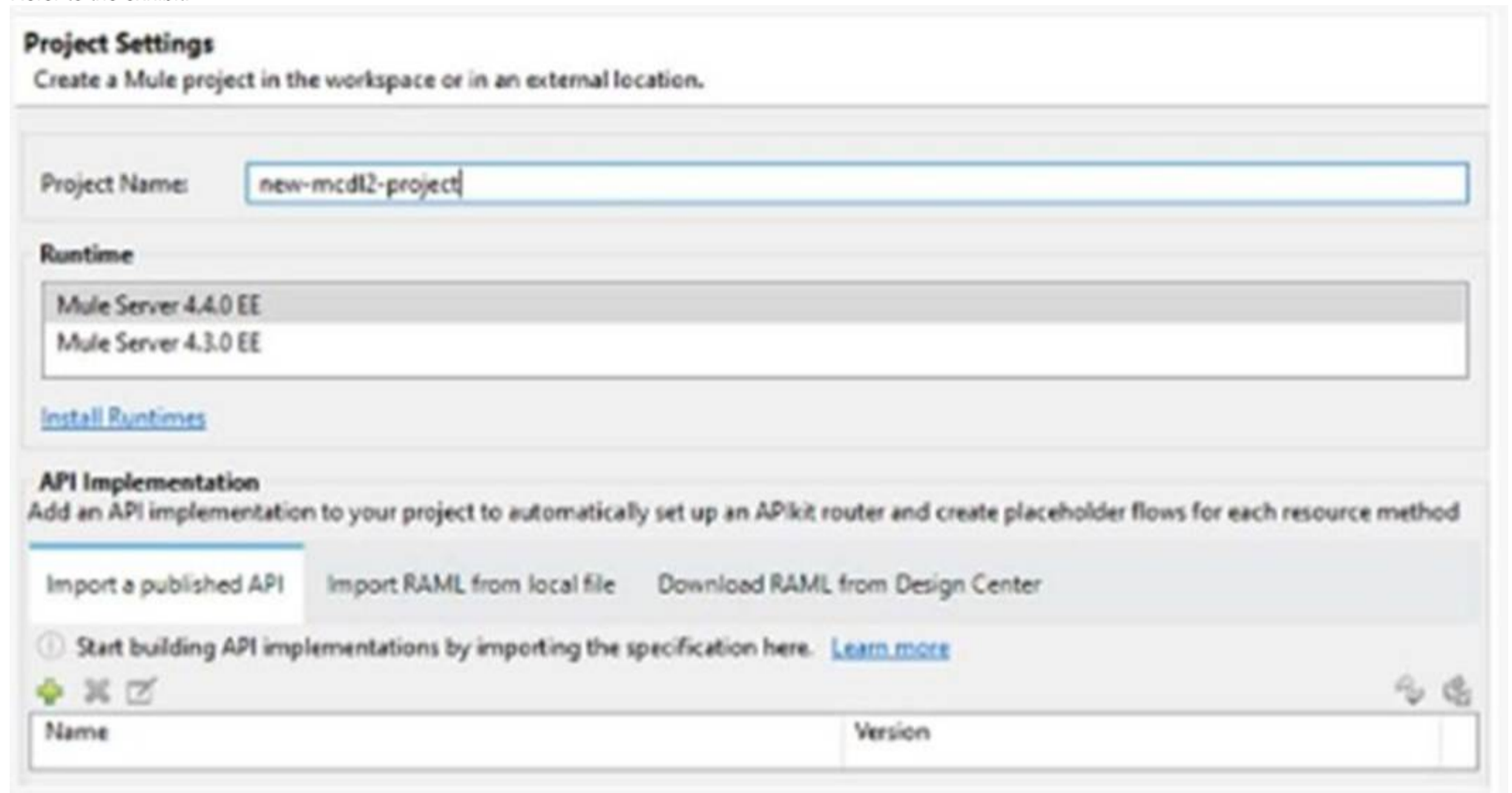
When registering a client application with an existing API instance or API Group instance, what is required to manually approve or reject request access?

- A. To configure the SLA tier for the application and have the role of Organization Administrator, API Manager Environment Administrator, or the Manage Contacts permission
- B. To configure the SLA tier for the application and have the Exchange Administrator permission
- C. To configure the SLA tier for the application
- D. To only have Exchange Administrator permission

Answer: D

NEW QUESTION 53

Refer to the exhibit.



Project Settings
Create a Mule project in the workspace or in an external location.

Project Name:

Runtime

- Mule Server 4.4.0 EE
- Mule Server 4.3.0 EE

[Install Runtimes](#)

API Implementation
Add an API implementation to your project to automatically set up an APIkit router and create placeholder flows for each resource method

Import a published API
 Import RAML from local file
 Download RAML from Design Center

Start building API implementations by importing the specification here. [Learn more](#)

Name	Version

When creating a new project, which API implementation allows for selecting the correct API version and scaffolding the flows from the API specification?

- A. Import a published API
- B. Generate a local RAML from anypoint Studio
- C. Download RAML from Design Center
- D. Import RAML from local file

Answer: C

NEW QUESTION 55

A company with MuleSoft Titanium develops a Salesforce System API using MuleSoft out-of-the-box Salesforce Connector and deploys the API to CloudHub. Which steps provide the average number of requests and average response time of the Salesforce Connector?

- A. Access Anypoint Monitoring's built-in dashboard
- B. Select a resource
- C. Locate the information under the Connectors tab.
- D. Access Anypoint Monitoring's built-in dashboard. Select a resource. Create a custom dashboard to retrieve the information.
- E. Access Anypoint Monitoring built-in dashboard
- F. Select a resource. Locate the information under Log Manager < Raw Data.
- G. Change the API Implementation to capture the information in the log
- H. Retrieve the information from the log file.

Answer: A

Explanation:

To get the average number of requests and average response time of the Salesforce Connector, the developer should access Anypoint Monitoring's built-in dashboard, select a resource (such as an application or an API), and locate the information under the Connectors tab. The Connectors tab shows metrics for each connector used by the resource, such as average requests per minute, average response time, and failures.

References: <https://docs.mulesoft.com/monitoring/built-in-dashboard-reference>

NEW QUESTION 57

A Mule application for processing orders must log the order ID for every log message output. What is a best practice to enrich every log message with the order ID?

- A. Use flow variables within every logger processor to log the order ID
- B. Set a flow variable and edit the log4j2.xml file to output the variable as part of the message pattern
- C. Create a custom XML SDK component to wrap the logger processor and automatically add the order ID within the connector
- D. Use the Tracing module to set logging variables with a Mapped Diagnostic Context

Answer: D

NEW QUESTION 62

The Center for Enablement team published a common application as a reusable module to the central Nexus repository. How can the common application be included in all API implementations?

- A. Download the common application from Nexus and copy it to the src/main/resources folder in the API
- B. Copy the common application's source XML file and out it in a new flow file in the src/main/mule folder
- C. Add a Maven dependency in the POM file with multiple-plugin as <classifier>
- D. Add a Maven dependency in the POM file with jar as <classifier>

Answer: D

NEW QUESTION 66

.....

Relate Links

100% Pass Your Salesforce-MuleSoft-Developer-II Exam with ExamBible Prep Materials

<https://www.exambible.com/Salesforce-MuleSoft-Developer-II-exam/>

Contact us

We are proud of our high-quality customer service, which serves you around the clock 24/7.

Viste - <https://www.exambible.com/>