

Exam Questions PL-100

Microsoft Power Platform App Maker

<https://www.2passeasy.com/dumps/PL-100/>



NEW QUESTION 1

DRAG DROP - (Topic 4)

You are developing an app that warehouse workers will run on their phones to perform inventory counts.

You need to design the app.

Which type of control should you use? To answer, drag the appropriate control types to the correct requirements. Each control type may be used once, more than once, or not at all. You may need to drag the split bar between panes or scroll to view content.

NOTE: Each correct selection presents a complete solution.

Control types	Requirement	Control type
Text box	Capture decimal numbers.	
Combo box	Select multiple products from a list.	
Slider	Set the status of a product.	
Radio		

- A. Mastered
 B. Not Mastered

Answer: A

Explanation:

Control types	Requirement	Control type
Text box	Capture decimal numbers.	Text box
Combo box	Select multiple products from a list.	Combo box
Slider	Set the status of a product.	Radio
Radio		

NEW QUESTION 2

- (Topic 4)

Note: This question is part of a series of questions that present the same scenario. Each question in the series contains a unique solution that might meet the stated goals. Some question sets might have more than one correct solution, while others might not have a correct solution.

After you answer a question in this section, you will NOT be able to return to it. As a result, these questions will not appear in the review screen.

A company is deploying Microsoft Power Platform components to streamline a job candidate screening process.

The human resources (HR) representatives of the company plan to attend school career fairs. The HR representatives must qualify and enter potential job candidates into a Power Apps app. The HR representatives must enter the following information for each candidate:

Field name	Data type	Criteria for follow up
Name	Text	No
Degree	Text	Yes
First available hire date	Date	Yes
Initial impression	Integer 0-10	Yes
Resume	Picture	No
Not currently viable	Boolean	Yes
Follow up	Boolean	NA

If a candidate is currently unqualified for a job position but would eventually qualify based on follow-up criteria, the follow-up checkbox must be selected or cleared in the system immediately.

The company plans to create a similar Power Apps app that will contain the same business use case, but for internal employees and promotions.

You need to create a Power Apps app solution to automatically mark the candidate for follow up.

Proposed solution: Use a Common Data Service workflow with a PowerQuery on the data entity.

Does the solution meet the goal?

- A. Yes
 B. No

Answer: A

Explanation:

Process (Workflow) table/entity reference is a set of logical rules that define the steps necessary to automate a specific business process, task, or set of actions to be performed.

Common Data Service workflow support: Filter triggers based on which attributes change - You can control which field changes trigger your automated flows. For example, trigger your flow only when the status field changes while ignoring all other fields that may change.

Reference:

<https://docs.microsoft.com/en-us/business-applications-release-notes/april19/microsoft->

NEW QUESTION 3

- (Topic 4)
You design a canvas app for users to search thousands of records. You select a data source that supports delegation to optimize performance. You need to create the app so that it takes advantage of the delegable functionality of the data source. What should you do?

A. Run multiple processes simultaneously.
B. Use the query functions the data source provides.
C. Use the data returned from the data source in multiple languages.
D. Connect to the same data source as different users at run time.

Answer: B

NEW QUESTION 4

DRAG DROP - (Topic 4)
DRAG DROP
You are designing a new model-driven app for salespeople at a company. The company requires that all new line-of-business apps must use as much native functionality as possible to avoid having developers maintain code. You need to determine how to implement the app's business logic. Which method should you use? To answer, drag the appropriate methods to the correct requirements. Each method may be used once, more than once, or not at all. You may NOTE: Each correct selection is worth one point.

Methods	Requirement	Method
Business rules	Validate the postal code format based on the state or province entered by a user.	
Power Automate flows	Ensure that the app can communicate with other business applications by using existing connectors.	
Business process flows		

- A. Mastered
B. Not Mastered

Answer: A

Explanation:

Methods	Requirement	Method
Business rules	Validate the postal code format based on the state or province entered by a user.	Business rules
Power Automate flows	Ensure that the app can communicate with other business applications by using existing connectors.	Power Automate flows
Business process flows		

NEW QUESTION 5

DRAG DROP - (Topic 4)
A company has 500 products. Each product is referenced by a product ID. Each product belongs to one of eight product categories. You are creating an app to manage requests for new products. The product categories will never change. Categories are defined in the column itself, not in a separate table. The data must be structured in a way that does not allow for misspellings. Only two new tables should be created in Microsoft Dataverse: ? Products: Holds the products that can be requested. ? Requests: Holds the requests for the product ID and quantity. The products are filtered by product category. You need to identify the data types to use when building the table columns in Dataverse. Which data type should you use? To answer, drag the appropriate data types to the correct requirements. Each data type may be used once, more than once, or not at all. You may need to drag the split bar between panes or scroll to view content. NOTE: Each correct selection is worth one point.

Data types	Scenario	Data types
Lookup	Create a column in the Products table that displays the category of the product	Data type
Choice	Create a column in the Products table for the product ID of the product	Data type
Text	Create a column in the Requests table that allows the user to select from a list of available products	Data type

- A. Mastered
B. Not Mastered

Answer: A

Explanation:

Box 1: Text
Text columns can contain text characters. This column type has several format options that will change the presentation of the text.
Box 2: Lookup

When you create a new lookup column you are creating a new Many-to-One (N:1) table relationship between the table you're working with and the Target Row Type defined for the lookup.

Box 3: Choice

You can customize forms (main, quick create, and quick view) and email templates by adding multi-select columns that are called Choices. When you add a choices column, you can specify multiple values that will be available for users to select. When users fill out the form, they can select one, multiple, or all the values displayed in a drop-down list.

NEW QUESTION 6

- (Topic 4)

You are creating a canvas app that displays a list of accounts.

Users must be able to select an account and view details for the account. The app must include a feature that brings the user back to the list of accounts.

You add a blank screen named Screen_Accounts and add a gallery named Gallery_Accounts to the screen. You set the data source of Gallery_Accounts to Accounts and add another blank screen named Screen_AccountDetail.

You need to complete the app.

What are two possible ways to achieve the goal? Each correct answer presents a complete solution.

NOTE: Each correct selection is worth one point.

- A. Add an edit form to Screen_AccountDetail and set the Default Mode of the form to Vie
- B. Set the OnSelect property of Gallery_Accounts to Navigate(Screen_AccountDetail).Set the data source of the form to Account
- C. Set the Item property of the form to Selected.Add a back icon on Screen_AccountDetail and set its OnSelect property to Navigate(Screen_Accounts).
- D. Add an edit form to Screen_AccountDetail and set the Default Mode of the form to Vie
- E. Set the OnSelect property of Gallery_Accounts to Navigate(Screen_AccountDetail).Set the data source of the form to Accounts.Set the Item property of the form to First(Accounts).Add a back icon on Screen_AccountDetail and set its OnSelect property to Navigate(Screen_Accounts).
- F. Add an edit form to Screen_AccountDetail and set the Default Mode of the form to Ne
- G. Set the OnSelect property of Gallery_Accounts to Navigate(Screen_AccountDetail).Set the data source of the form to Account
- H. Set the Item property of the form to Selected.Add a back icon on Screen_AccountDetail and set its OnSelect property to Navigate(Screen_Accounts).
- I. Add a display form to Screen_AccountDetail.Set the data source of the form to Account
- J. Set the Item property of the form to Selected.Add a back icon on Screen_AccountDetail and set its OnSelect property to Navigate(Screen_Accounts).

Answer: AD

Explanation:

Reference:

<https://docs.microsoft.com/en-us/powerapps/maker/canvas-apps/functions/function-form>

NEW QUESTION 7

- (Topic 4)

You are an app designer for a hotel.

The hotel wants to create an app to help the housekeeping staff schedule work. You need to create a new environment for the app.

Where should you create the environment?

- A. Power Platform Admin center
- B. Power Apps Maker portal
- C. Dynamics 365 Admin center

Answer: A

Explanation:

Manage environment in the Power Platform admin center. Reference:

<https://docs.microsoft.com/en-us/power-platform/admin/create-environment>

NEW QUESTION 8

- (Topic 4)

A large construction company has 120 departments. Each department has a Microsoft Teams channel.

The company creates training content for each department. All training content for a department is hosted in the channel for that department You must create a chatbot for the company that helps employees find relevant training. Employees must not be able to modify the chatbot.

You need to create the chatbot

Which three actions should you perform?"* Each correct answer presents part of the solution.

NOTE: Each correct selection is worth one point.

- A. Create a bot for each departmental channel.
- B. Create one training bot for organization-wide deployment.
- C. Create an entity for each department
- D. Create a topic for each department.
- E. Create a topic for each trade.

Answer: BCD

NEW QUESTION 9

HOTSPOT - (Topic 4)

HOTSPOT

A company is creating an app to manage project status reports.

Users will update a series of controls and click a submit button. The submit button will calculate a risk score for the project and return to the previous screen with that risk score. The risk score will be used in two different forms.

You need to create the formula on the button click. To answer, select the appropriate option in the answer area NOTE: Each correct selection is worth one point.

Answer Area

Action

Assign the scope for the variable.

Separate the calculate action from the previous screen.

Go to the next page.

Formula component

Global variable

Collection

Context variable

Global variable

Lookups

:

.

:

|

.

Navigate()

Navigate()

Revert()

NewForm()

SetFocus()

- A. Mastered
- B. Not Mastered

Answer: A

Explanation:

Answer Area

Action

Assign the scope for the variable.

Separate the calculate action from the previous screen.

Go to the next page.

Formula component

Global variable

:

Navigate()

NEW QUESTION 10

DRAG DROP - (Topic 4)

You have a solution that contains a Power Automate flow, an environment variable, and a
Which three steps should you perform in sequence? To answer, move the appropriate actions from the list of actions to the answer area and arrange them in the correct order.

Actions

Select the managed solution.

Adjust the version number.

Publish all changes.

Select the unmanaged solution.

Answer Area

- A. Mastered
- B. Not Mastered

Answer: A

Explanation:

Step 1: Adjust the version number. Step 2: Select the managed solution.
Managed Solution: A managed solution is a finalized solution that can be distributed and installed. They are created by exporting an unmanaged solution by setting restrictions to prevent any further customizations. The whole point of Managed is locking down the Component states so they cannot be edited. Deleting the Managed Solution will remove all its customisations as well as data contained. Managed Solutions become read only once deployed so they cannot be manipulated.
Step 3: Publish all changes.

NEW QUESTION 10

DRAG DROP - (Topic 4)

You are creating a canvas app that reads and writes to a data source.
You need to configure the app to perform create and update data operations.
Which functions should you use? To answer, drag the appropriate functions to the correct data operations. Each function may be used once, more than once, or not at all. You may need to drag the split bar between panes or scroll to view content.
NOTE; Each correct selection is worth one point.

Functions	Answer Area
Patch	
Update	
AddColumns	

Data operation	Function
Replace an entire record.	
Update specific columns.	

- A. Mastered
 B. Not Mastered

Answer: A

Explanation:

Functions	Answer Area
Patch	
Update	
AddColumns	

Data operation	Function
Replace an entire record.	Patch
Update specific columns.	AddColumns

NEW QUESTION 15

- (Topic 4)

You create a canvas app that connects to a Common Data Service database. Users report that they do not see any data in the app. You need to ensure that users can view data in the app. What should you do?

- A. Share the app with the users
 B. Add a Power Apps license to the users
 C. Assign a security role to the users
 D. Publish the app

Answer: C

Explanation:

Sharing access to the data in the Common Data Service. The users need permission to access the entities the app uses. To grant them access, you will need to:

- * 1. Create a security role
- * 2. Assign users to the security role

Note: Common Data Service for Apps has a powerful enterprise grade security model that allows you to group users in security roles and give those roles varying levels of access to entities that some of our most sophisticated business apps are built on.

Reference:

<https://powerapps.microsoft.com/en-us/blog/sharing-a-canvas-app-built-on-top-of-common-data-service/D18912E1457D5D1DDCBD40AB3BF70D5D>

NEW QUESTION 16

- (Topic 4)

You create a dashboard in Power BI. You share the dashboard with the sales team. Sales team members report that they can see information for the entire company. You need to ensure that the team is able to see only data for their team. Where must you configure this restriction?

- A. Dashboard
 B. Report
 C. Dataset
 D. Settings

Answer: C

Explanation:

Restrict access to the dataset.

Note: Another way of setting access is through manage permission in the dashboard, report, or dataset. If you share a dashboard, by default the report and the dataset will also be shared as read-only for users.

Reference:

<https://radacad.com/dashboard-sharing-and-manage-permissions-in-power-bi-simple-but-useful>

NEW QUESTION 18

HOTSPOT - (Topic 4)

A company uses Power Apps. The company gathers product improvement suggestions at tradeshow by using tablet devices.

A product improvement suggestion has two parts: a topic and a comment. Attendees can enter up to 10 suggestions. You create a canvas app to allow attendees to enter suggestions. The wireless network connection inside the tradeshow is unreliable.

You need to ensure that the tablet devices save all suggestions.

Which solution technologies should you use? To answer, select the appropriate options in the answer area.

NOTE: Each correct selection is worth one point.

Answer Area

Action	Solution technology
Save suggestions while visitors enter data.	<div>Collection</div> <div>Collection</div> <div>Variable</div> <div>Connection</div> <div>Text input</div>
Save suggestions for future processing.	<div>Export</div> <div>Export</div> <div>Import</div> <div>Container</div> <div>Data table</div>

- A. Mastered
- B. Not Mastered

Answer: A

Explanation:

Answer Area

Action	Solution technology
Save suggestions while visitors enter data.	<div>Collection</div>
Save suggestions for future processing.	<div>Export</div>

NEW QUESTION 23

- (Topic 4)

Each maker at a company has a separate Common Data Service environment. You are customizing a canvas app. You create two new entities in your environment.

You are leaving for a vacation. Another maker will continue customizing the app in your absence.

You need to transfer the work to the other maker and ensure that you can work on the updated app when you return from your vacation.

What should you export?

- A. unmanaged solution that includes all customizations
- B. the default solution
- C. a managed solution that includes all customizations
- D. the app

Answer: A

Explanation:

Unmanaged Solution: The beginning state of solution is the unmanaged solution state. During this phase, you can add, edit, update, remove, delete, and test any of the components of the solution.

Reference:

https://powerusers.microsoft.com/t5/Power-Apps-Pro-Dev-ISV/Managed-vs-

NEW QUESTION 25

DRAG DROP - (Topic 4)

You create a canvas app for a store.

The logo must appear as the background image for the app. A loading spinner must display on the screen as the app loads.

You need to add the features to the app.

What should you modify? To answer, drag the appropriate form areas to the correct requests. Each form area may be used once, more than once, or not at all.

You may need to drag the split bar between panes or scroll to view content.

NOTE: Each correct selection is worth one point.

Screen areas	Feature request	Screen area
<div>Form</div> <div>Gallery</div>	Add logo.	<div></div>
<div>Screen</div>	Add loading spinner.	<div></div>

- A. Mastered
- B. Not Mastered

Answer: A

Explanation:

Box 1: Screen

You can add an image to a screen in several different ways. One way is to upload an image to the app, go to the Media tab, and then click on the image to add it to a screen.

Note: Configure graphical elements in your app, including images, photos, and elements of a pen control.

BackgroundImage – The name of an image file that appears in the background of a screen. Applies to the Screen control.
Box 2: Screen
Out Of Box Canvas App, provide a property called LoadingSpinner and LoadingSpinnerColor.
LoadingSpinner property is used to displaying a Canvas App OOB Loader Image unless your screen finishes loading.
Click on the Screen in your Canvas App and then You'll be able to see LoadingSpinner and LoadingSpinnerColor Property.

NEW QUESTION 27

- (Topic 4)

You create an app with multiple screens.

Test users report that the size and type of gallery displayed on each screen are different. You must improve the consistency for the app screens.

You need to create a reusable gallery that displays information based on the current record.

Which three actions should you perform?

NOTE: Each correct selection is worth one point.

- A. Add a gallery control
- B. Add an input property
- C. Create a component
- D. Create a form
- E. Add a screen
- F. Add an output property

Answer: ABC

Explanation:

Reference:

<https://docs.microsoft.com/en-us/powerapps/maker/canvas-apps/add-gallery> <https://docs.microsoft.com/en-us/powerapps/maker/canvas-apps/create-component>

NEW QUESTION 30

- (Topic 4)

Note: This question is part of a series of questions that present the same scenario. Each question in the series contains a unique solution that might meet the stated goals. Some question sets might have more than one correct solution, while others might not have a correct solution.

After you answer a question in this section, you will NOT be able to return to it. As a result, these questions will not appear in the review screen.

You build a canvas app for a manufacturing company. The company receives parts and materials from many vendors. You create a form to collect information from packing slips.

Receivers must be able to take a picture of packing slips to receive materials instead of manually entering data in the app.

You need to ensure that users can scan packing slip information into the form. Proposed solution: Use a Category classification model.

Does the solution meet the goal?

- A. Yes
- B. No

Answer: B

Explanation:

A Category classification model categorizes text by its meaning. Reference:

<https://knowledgefrommanish.com/powerplatform/ai-builder-entity-extraction-ai-model/>

NEW QUESTION 34

- (Topic 4)

You are an app maker. You are creating a canvas app. You do not have access to Power BI.

You need to add charts to the app.

Which three chart types can you add directly to the canvas app? Each correct answer presents a complete solution.

NOTE: Each correct selection is worth one point.

- A. pie
- B. area
- C. funnel
- D. column
- E. line

Answer: ADE

Explanation:

You can use line charts, pie charts, and bar charts to display your data in a canvas app. Add a bar chart to display your data:

* 1. On the Home tab, add a screen.

* 2. On the Insert tab, select Charts, and then select Column Chart.

Reference:

<https://docs.microsoft.com/en-us/powerapps/maker/canvas-apps/use-line-pie-bar-chart>

NEW QUESTION 37

- (Topic 4)

A company uses Power Apps and Microsoft Dataverse. The company has a managed solution in the production environment

You make changes to the solution in the development environment. Some components are unused. The changes to the solution must be reflected in the production environment

You need to ensure that all unused components are removed. What should you do?

- A. Create a new solution
- B. Upgrade the solution.
- C. Update the solution.

D. Patch the solution.

Answer: B

NEW QUESTION 41

- (Topic 4)

A company has hundreds of warehouses. You are developing an app for the shipping department at the company. The app must be able to provide the warehouse address for shipments. You need to create the warehouse field on the app form. Which field type should you use?

- A. Lookup
- B. Choice
- C. Choices
- D. Text

Answer: A

NEW QUESTION 44

DRAG DROP - (Topic 4)

DRAG DROP

A company uses data from a publicly available web service. You plan to create a tabular report by using Power BI Desktop to visualize data from the web service. The data returned in one column is numeric and must be converted to a corresponding text

You need to create the report and make it available only to co workers.

Which four actions should you perform in sequence? To answer, move the appropriate actions from the list of actions to the answer area and arrange them in the correct order.

NOTE: More than one order of answer choices is correct. You will receive credit for any of the correct orders you select



- A. Mastered
- B. Not Mastered

Answer: A

Explanation:



NEW QUESTION 48

- (Topic 4)

You design a canvas app that has multiple screens. Each screen will have multiple button controls.

The button controls must all have the same background color. You must be able to change

You need to configure the button fill property. What should you do?

- A. Update the Fill property to a variable created by using the Navigate function.
- B. Update the Fill property to a variable created by using the Set function.
- C. Select all the buttons while holding the Ctrl key, and then change the color property.
- D. Use a background image property in place of setting a color property.

Answer: A

NEW QUESTION 51

- (Topic 3)

You need to resolve the instructor's issue and ensure that the same issue does not occur again. What should you use?

- A. Gallery
- B. Combo box
- C. Custom component
- D. Choices

Answer: D

NEW QUESTION 55

- (Topic 2)

You need to create a flow for moving data from the Sales Log to the Job Setup entity. Which type of flow should you use?

- A. a scheduled flow for the Job Setup entity
- B. an instant (button) flow for the Sales Log
- C. a business process flow for the Job Setup entity
- D. an automated flow for the Sales Log

Answer: A

Explanation:

Scenario: Automatically perform the following actions immediately when a sale is won:

? Generate a sequential job number.

? Copy key sales information to the Job Setup entity used by manufacturing.

NEW QUESTION 59

HOTSPOT - (Topic 2)

You need to resolve the issues found during testing.

Which option should you use? To answer, select the appropriate options in the answer area.

NOTE: Each correct selection is worth one point.

Issue	Option
Testers see all time entries.	<div>▼</div> <div>Hierarchical security</div> <div>Security group</div> <div>Security role</div>
Testers are able to edit existing time entries.	<div>▼</div> <div>Control property</div> <div>Field-level security</div> <div>Security role</div>
Managers cannot see required information.	<div>▼</div> <div>Access team template</div> <div>Field-level security</div> <div>Hierarchical security</div>

- A. Mastered
- B. Not Mastered

Answer: A

Explanation:

Graphical user interface, text, application, email Description automatically generated

Box 1: Security role

Scenario: Employees must only be able to access their own time tracking records from the app.

Testers report that they can see time entries in the Time Tracker app, not just their own.

Box 2: Field-level security

Scenario: Employees must only be able to modify time records for the current and previous day.

Testers report that they can edit any existing time entries.

Box 3: Hierarchical security

You use field security tables to apply field-level security, which restricts field access to specified users and teams.

NEW QUESTION 64

- (Topic 2)

You need to connect to the data source for the Job Setup app. What should you do?

- A. Configure a scheduled synchronization with the Common Data Service database
- B. Configure SQL Server database permissions
- C. Create a stored procedure that retrieves time records for a specific employee
- D. Configure an on-premises data gateway

Answer: D

Explanation:

Scenario: The Job Setup entity must store its data in the existing on-premises SQL Server instance.

The on-premises data gateway acts as a bridge to provide quick and secure data transfer between onpremises data (data that isn't in the cloud) and several Microsoft cloud services. These cloud services include Power BI, Power Apps, Power Automate, Azure Analysis Services, and Azure Logic Apps. By using a gateway, organizations can keep databases and other data sources on their on-premises networks, yet securely use that on-premises data in cloud services.

Reference:

<https://docs.microsoft.com/en-us/powerapps/maker/canvas-apps/gateway-reference>

NEW QUESTION 67

HOTSPOT - (Topic 2)

You need to create the solution assets.

What should you use to create the visualizations? To answer, select the appropriate options in the answer area.

NOTE: Each correct selection is worth one point.

Dashboard visualization	Tool
Sales	<div> <div></div> <div> Power BI Desktop only Power BI Service only Power BI Desktop or Power BI Service </div> </div>
Manufacturing	<div> <div></div> <div> Power BI Desktop only Power BI Service only Power BI Desktop or Power BI Service </div> </div>

- A. Mastered
- B. Not Mastered

Answer: A

Explanation:

Box 1: PowerBI Desktop

The Sales dashboard must reside in the Sales channel and must include information about active quotes, sales pipeline, and year-to-date sales KPIs for sales quotas by region.

PowerBI Desktop to support many data source. Box 2: PowerBI Desktop or Power BI Service on

A dashboard that shows a capacity Heat map by month as well as expected sales that are likely to close for the next month. Both support visualizations.

NEW QUESTION 72

- (Topic 2)

You need to implement the change requested by the operations manager. Which control should you use?

BF70D5D

- A. Camera
- B. Shape
- C. Add picture
- D. Image

Answer: D

Explanation:

Scenario: The operations manager asks that the time tracking app display the employee's photo once they have scanned their badge.

Image control in Power Apps is a control that shows an image from, for example, a local file or a data source.

Reference:

<https://docs.microsoft.com/en-us/powerapps/maker/canvas-apps/controls/control-image>

NEW QUESTION 75

- (Topic 2)

You need to implement logic in the app for lost sales. What should you do?

- A. Create a business process flow.
- B. Define a business rule for the Sales Log edit form.
- C. Set the required field property of the Won/Lost field to Required.
- D. Create a formula for the Description field that uses the Update function.

Answer: B

Explanation:

Scenario: Requests for quotes are currently stored in a Sales Log workbook. The workbook includes the following information:

? Status of the Request for Quote (RFQ) with the values of Won, Lost, No Bid, and Cancelled

Salespeople often do not set status of RFQs in the Sales Log to Won when a sale is closed and the customer purchase order is received.

You can create business rules and recommendations to apply logic and validations without writing code or creating plug-ins. Business rules provide a simple interface to implement and maintain fast-changing and commonly used rules.

Business rules defined for an entity apply to both canvas apps and model-driven apps if the entity is used in the app.

Reference:

<https://docs.microsoft.com/en-us/powerapps/maker/common-data-service/data-platform-create-business-rule>

NEW QUESTION 77

HOTSPOT - (Topic 2)

You need to meet the requirement for the time tracking app.

Which controls should you use? To answer, select the appropriate options in the answer area.

NOTE: Each correct selection is worth one point.

Requirement	Solution
Automatically record the duration of work when a job number is read.	<div>▼</div> <div>Card</div> <div>Rating</div> <div>Slider</div> <div>Timer</div>
Read the employee's number into the app.	<div>▼</div> <div>Barcode-scanner</div> <div>Card</div> <div>Image</div> <div>Shape</div>
Display a photo of an employee when the employee badge is read.	<div>▼</div> <div>Camera</div> <div>Card</div> <div>Icon</div> <div>Image</div>

- A. Mastered
- B. Not Mastered

Answer: A

Explanation:

Box 1: Timer

A Timer control in Power Apps is a control that can determine how your app responds after a certain amount of time passes.

Box 2: Barcode scanner

The Barcode scanner control for canvas apps scans barcodes, QR codes, and data-matrix codes on an Android or iOS device.

Box 3: Image

Image control in Power Apps is a control that shows an image from, for example, a local file or a data source.

NEW QUESTION 82

- (Topic 2)

You need to modify the entity form to resolve the customer request number issue. What should you do?

- A. Use a calculated field
- B. Change the data type of the customer request number field to Lookup
- C. Change the data type of the customer request number field to Autonumber

Answer: C

Explanation:

Scenario: Users report that the customer request number is difficult to interpret. They request that you change the number to a system generated sequential number. Autonumber columns are columns that automatically generate alphanumeric strings whenever they are created.

Reference:

<https://docs.microsoft.com/en-us/powerapps/maker/data-platform/autonumber-fields>

NEW QUESTION 83

- (Topic 1)

You need to resolve the issue for User1.

What should you use? To answer, select the appropriate options in the answer area.

NOTE: Each correct selection is worth one point.

Requirement	Option
Submit a status report.	<div>▼</div> <div>Dynamics 365 mobile app</div> <div>Power Apps Studio</div> <div>Power Apps mobile app</div> <div>Azure mobile app</div>
Edit an existing status report.	<div>▼</div> <div>Azure SQL Database</div> <div>Connector</div> <div>SQL Lite DB</div> <div>Collections</div>

- A. Mastered
- B. Not Mastered

Answer: A

Explanation:

Graphical user interface, text, application Description automatically generated

Box 1: Power Apps mobile app Scenario:

User1 often works in a warehouse that does not have internet connectivity. User1 needs to edit an existing status report and submit a new status report.

The app must be able to run both online and offline. If the mobile device on which the app runs is connected to the internet, the app must immediately submit the status report.

You can build offline capabilities in your PowerApps app so your app users can access some data or save some data even when they don't have an internet connection.

Box 2: Connector

Scenario: Azure SQL Database is used to store other data

Use the SQL Server connector to connect to SQL Server, in either Azure or an on- premises database, so that you can manage your data with create, read, update, and delete operations.

NEW QUESTION 85

- (Topic 1)

You publish the first version of the app and solution on November 1, 2020. You need to create the version numbers for the app and the solution.

Which version numbers should you use? To answer, select the appropriate options in the answer area.

NOTE: Each correct selection is worth one point.

Versions

Version 1
1.0.0.0
1.20.11.1
20.11.1.1

Answer Area

Object	Version
Solution	<input type="text" value="Version"/>
App	<input type="text" value="Version"/>

- A. Mastered
- B. Not Mastered

Answer: A

Explanation:

Box 1: 1.0.0.0

When identifying versions of the app solution, all dependencies, entities, and user interfaces components must be identified to avoid any unintentional issues caused by reverting individual components to a previous version.

A solution's version has the following format: major.minor.build.revision. An update must have a higher major, minor, build or revision number than the parent solution. For example, for a base solution version 3.1.5.7, a small update could be a version 3.1.5.8 or a slightly more significant update could have version 3.1.7.0. A substantially more significant update could be version 3.2.0.0.

Box 2: 20.11.1.1

Scenario:

? You must use the following version control numbering scheme:

- Major: The last two digits of the year the app is packaged
- Minor: Two digits that represent the month when the app is packaged
- Build: A number that is incremented to represent significant changes to the app
- Revision: The incremented revision for a package

New versions of the application must completely replace previous versions of the app.

NEW QUESTION 86

- (Topic 1)

You need to meet the requirements for sales representative that submit status reports. How should you configure the flow?

- A. Add a parallel branch that uses the value of a dynamic content variable
- B. Add a number functions action that evaluates the risk value by using a static variable to determine if an email is required
- C. Add a condition that evaluates the risk value by using a dynamic content variable
- D. Add a data operation action that evaluates a dynamic content variable

Answer: C

Explanation:

Salespeople often do not set status of RFQs in the Sales Log to Won when a sale is closed and the customer purchase order is received.

Include a dashboard that shows all currently active quotes, their status in the sales cycle, the probability of closing, and estimated manufacturing and installation dates, by customer, product division, status, and salesperson.

NEW QUESTION 88

DRAG DROP - (Topic 1)

You need to modify the app design to meet the accessibility needs of the sales associates.

Which properties should you configure? To answer, drag the appropriate properties to the correct restrictions. Each property may be used once, more than once, or not at all. You may need to drag the split bar between panes or scroll to view content.

NOTE: Each correct selection is worth one point.

Properties	Restriction	Property
TabIndex		
DisplayMode	Design for User2	
AccessibleLabel	Design for User3	
Tooltip		

- A. Mastered
- B. Not Mastered

Answer: A

Explanation:

Graphical user interface, text, application Description automatically generated
Box 1: AccessibleLabel
Scenario: Before deploying the app to production, you must ensure that the app conforms to Microsoft accessibility and performance guidelines. User2 is visually impaired and cannot see images. AccessibleLabel is a label for screen readers. An empty value for Image, Icon, and Shape controls will hide the controls from screen reader users.
Box 2: TabIndex
User3 is unable to use a mouse.
TabIndex determines if the control participates in keyboard navigation. Keyboard navigation is an important aspect of any app. For many, the keyboard is more efficient than using touch or a mouse. The navigation order should: Mirror what is seen visually. Only have a tab stop at controls that are interactive. Follow either an intuitive across and then down "Z" order or a down and then across "reverse-N" order.

NEW QUESTION 92

- (Topic 1)
You need to create the mobile app. Which type of app should you create?

- A. model-driven app
- B. portal app
- C. Microsoft 365 web app
- D. canvas app

Answer: D

Explanation:

An accessible canvas app will allow users with vision, hearing, and other impairments to successfully use the app. In addition to being a requirement for many governments and organizations, following the below guidelines increases usability for all users, regardless of their abilities.
Reference:
https://docs.microsoft.com/en-us/powerapps/maker/canvas-apps/accessible-apps

NEW QUESTION 97

HOTSPOT - (Topic 4)
You are creating a Power Automate flow.
You have an array that contains items with different color attributes. You plan to filter the array by using the following filter expression within the flow: @or(equals(item()['color'], 'red'),contains(item()['color'],'blue')) The filter returns results only when the expression resolves to true.
For each of the following statements, select Yes if the statement is true. Otherwise, select No.
NOTE: Each correct selection is worth one point.

Statements	Yes	No
The filter expression yields a result if the array contains the color orange	<input type="radio"/>	<input type="radio"/>
The filter expression yields a result if the array contains the color red	<input type="radio"/>	<input type="radio"/>
The filter expression yields a result if the array contains the color sky blue	<input type="radio"/>	<input type="radio"/>

- A. Mastered
- B. Not Mastered

Answer: A

Explanation:

Box 1: No
Box 2: Yes
The item color must be red, or item color contains blue. Box 3: Yes

NEW QUESTION 98

- (Topic 4)

A company is consolidating communications processes by using Microsoft Teams and Microsoft Power Platform technologies.

A Power Automate flow monitors social media channels to identify high-impact trends. When the Power Automate flow identifies the trends, consistently formatted and

standardized feedback must be collected from the channel members within Teams.

You need to streamline the Power Automate and Teams communication process.

What should you use?

- A. AI Builder
- B. Common Data Service business process flows
- C. Adaptive cards
- D. Integrated approval flows

Answer: A

Explanation:

"Microsoft Power Platform and AI Builder components allowed us to quickly deliver an innovative and well-integrated solution within our Dynamics 365 platform for our marketing and sales business partners. The platform is a game-changer in this new world of rapid app delivery."

Jim Parker: Web and Collaboration Services Manager

Reference:

<https://customers.microsoft.com/en-au/story/810656-hexion-manufacturing-power-platform>

NEW QUESTION 103

- (Topic 4)

Note: This question is part of a series of questions that present the same scenario. Each question in the series contains a unique solution that might meet the stated goals. Some question sets might have more than one correct solution, while others might not have a correct solution.

After you answer a question in this section, you will NOT be able to return to it. As a result, these questions will not appear in the review screen.

You are creating a canvas app that displays a list of accounts.

Users must be able to select an account and view details for the account. The app must include a feature that brings the user back to the list of accounts.

You add a blank screen named Screen_Accounts and add a gallery named and add another blank screen named Screen_AccountDetail.

You need to complete the app. Solution:

? Add an edit form to Screen_AccountDetail and set the Default Mode of the form to View.

? Set the OnSelect property of Gallery_Accounts to Navigate(Screen_AccountDetail).

? Set the data source of the form to Accounts.

? Set the Item property of the form to Selected.

? Add a back icon on Screen_AccountDetail and set its OnSelect property to Navigate(Screen_Accounts).

Does the solution meet the goal?

- A. Yes
- B. No

Answer: A

Explanation:

View, edit, or create an item, save the contents, and reset the controls in an Edit form control.

FormMode.View: The form is populated with an existing record but the user cannot modify the values of the fields.

This function is often invoked from the OnSelect formula of a Button or Image control.

Reference:

<https://docs.microsoft.com/en-us/powerapps/maker/canvas-apps/functions/function-form>

NEW QUESTION 107

DRAG DROP - (Topic 4)

You are creating a model-driven app for onboarding new employees. You need to implement business logic for the app.

Which tool should you use? To answer, drag the appropriate tools to the correct requirements. Each tool may be used once, more than once, or not at all. You may need to drag the split bar between panes or scroll to view content.

NOTE: Each correct selection is worth one point.

Tools	Requirement	Tools
<div>Business rule</div>	Guide a user through the set of steps needed for onboarding a new employee.	<div></div>
<div>Power Automate</div>	Make date of birth mandatory when creating a new employee record.	<div></div>
<div>Business process flow</div>	Implement an approval flow for expense reports submitted by employees.	<div></div>

- A. Mastered
- B. Not Mastered

Answer: A

Explanation:

Box 1: Business process flow

A business process flow is a visual guide meant to help users complete a business process by using a set of predefined stages. Users are not limited on how long they run a business process or how long they have a stage open.

Box 2: Business rule Box 3: Power Automate

A Power Automate flow does not have any visual components like a business process flow.

Power Automate flows can be configured to work with many different data sources, and a flow can connect to many different data sources within the same flow. A flow can be configured to time out if it is not completed in a certain time and can be triggered to move between steps based on data or user interaction.

NEW QUESTION 109

- (Topic 4)

A company uses Microsoft Power Apps.

You need to create a canvas app to display a Microsoft Power BI report. The report must use the context of a selected record in the app. Data in a Power BI control must be filtered to display the context of the selected record.

You need to propose the right solution.

Solution: Add Power Apps to Power BI using Power Apps for Power BI visualization. Does the solution meet the goal?

- A. Yes
- B. No

Answer: A

NEW QUESTION 114

- (Topic 4)

DRAG DROP

A company uses Microsoft Power Platform in a production environment. The company is defining new business processes in a prototyping environment. You create components in both environments.

You need to package the components you create.

Which solution types should you use? To answer, drag the appropriate solution types to the connect components. Each solution type may be used once, more than once, or not at all. You may need to drag the split bar between panes or scroll to view content.

NOTE: Each correct selection is worth one point.

- A. Mastered
- B. Not Mastered

Answer: A

Explanation:

NEW QUESTION 115

- (Topic 4)

You have a Power Platform solution that uses Common Data Service.

You need to secure all fields that support field-level security. Which field can you secure?

- A. createdon
- B. accountid
- C. owninguser
- D. description

Answer: D

Explanation:

Which fields can be secured?

Although most attributes can be secured, there are system attributes, such as IDs, timestamps, and record tracking attributes, that can't. Below are a few examples of attributes that can't be enabled for field security.

ownerid, processid, stageid, accountid, contactid createdby, modifiedby, OwningTeam, OwningUser

createdon, EntityImage_Timestamp, modifiedon, OnHoldTime, overriddencreatedon statecode, statuscode

Reference:

<https://docs.microsoft.com/en-us/power-platform/admin/field-level-security>

NEW QUESTION 119

HOTSPOT - (Topic 4)

You are a technical assistant for a legal services organization. The company uses SharePoint to manage documents and Microsoft Dataverse as the data store.

The company has strict rules about access, permissions, and privacy.

Lawyers and paralegals use Microsoft Teams for communications and collaboration. Employees use personal devices to access legal files. You do not have access to the admin area in Microsoft Power Platform.

You need to ensure that these rules are observed consistently and managed in one place.

Which type of app should you create? To answer, select the appropriate options in the answer area.
 NOTE: Each correct selection is worth one point.

Answer Area

Requirement	App type
Access client billing details	<div> <div></div> <div> Canvas app in Microsoft Teams Canvas app in SharePoint Model-driven app in SharePoint Model-driven app in Microsoft Teams </div> </div>
Log phone calls and schedule appointments with clients and the team assigned to them	<div> <div></div> <div> Dynamics 365 App for Outlook Microsoft Teams calendar SharePoint calendar </div> </div>

- A. Mastered
- B. Not Mastered

Answer: A

Explanation:

Box 1: Model-driven app in Microsoft Teams

A user's ability to see and use apps is controlled by sharing the application with the user. Sharing of canvas apps is done directly with a user or Azure AD group but is still subject to Dataverse security roles. Sharing of model-driven apps is done via Dataverse security roles.

Box 2: Sharepoint Calendar

NEW QUESTION 124

- (Topic 4)

Note: This question is part of a series of questions that present the same scenario. Each question in the series contains a unique solution that might meet the stated goals. Some question sets might have more than one correct solution, while others might not have a correct solution.

After you answer a question in this section, you will NOT be able to return to it. As a result, these questions will not appear in the review screen.

You build a canvas app for a manufacturing company. The company receives parts and materials from many vendors. You create a form to collect information from packing slips.

Receivers must be able to take a picture of packing slips to receive materials instead of manually entering data in the app.

You need to ensure that users can scan packing slip information into the form. Proposed solution: Use an Entity Extraction model.

Does the solution meet the goal?

- A. Yes
- B. No

Answer: B

Explanation:

AI Builder entity extraction models recognize specific data in the text that you target based on your business needs.

The model identifies key elements in the text and then classifies them into predefined categories. This can help you transform unstructured data into structured data that's machine-readable. You can then apply processing to retrieve information, extract facts, and answer questions.

Note: Create a canvas app and add the text recognizer AI Builder component to your screen. This component takes a photo or loads an image from the local device, and then processes it to detect and extract text based on the text recognition prebuilt model. If it detects text in the image, the component outputs the text and identifies the instances by showing a rectangle for each instance in the image.

Reference:

<https://knowledgefrommanish.com/powerplatform/ai-builder-entity-extraction-ai-model/>

<https://docs.microsoft.com/en-us/ai-builder/prebuilt-text-recognizer-component-in-powerapps>

NEW QUESTION 129

- (Topic 4)

You create a new solution publisher and include a publisher prefix value.

Which two actions can you perform? Each correct answer presents a complete solution.

NOTE: Each correct selection is worth one point.

- A. You can change contact details of a publisher after you create the publisher
- B. When you change a solution publisher prefix, you can change the schema name for existing components
- C. You can change the schema name of a publisher after creating the publisher
- D. You can add a component from one solution to another solution that has a different publisher

Answer: AD

Explanation:

Once you introduce a publisher for a component in a managed solution, you can't change the publisher for the component.

Reference:

<https://docs.microsoft.com/en-us/power-platform/alm/solution-concepts-alm#solution-publisher>

NEW QUESTION 133

- (Topic 4)

A company has ten sales regions. Each salesperson is assigned to one region. You create a set of five standard views that all salespeople will use.

Sales users only want to see information for their own region. Sales users must call sales

leads within a week of receiving a lead.

You need to recommend a solution for sales users.
Which two actions will you recommend? Each correct answer presents a complete solution. NOTE: Each correct selection is worth one point.

- A. Instruct users to create personal views that filter by region.
- B. Instruct users to filter the view by region.
- C. Configure the definition for each view to sort by region.
- D. Configure the definition for each view to filter by region.

Answer: BD

NEW QUESTION 137

- (Topic 4)
Note: This question is part of a series of questions that present the same scenario. Each question in the series contains a unique solution that might meet the stated goals. Some question sets might have more than one correct solution, while others might not have a correct solution.
After you answer a question in this section, you will NOT be able to return to it. As a result, these questions will not appear in the review screen.
You are creating a canvas app that displays a list of accounts.
Users must be able to select an account and view details for the account. The app must include a feature that brings the user back to the list of accounts.
You add a blank screen named Screen_Accounts and add a gallery named Gallery_Accounts to the screen. You set the data source of Gallery_Accounts to Accounts and add another blank screen named Screen_AccountDetail.
You need to complete the app. Solution:
? Add an edit form to Screen_AccountDetail and set the Default Mode of the form to New
? Set the OnSelect property of Gallery_Accounts to Navigate(Screen_AccountDetail).
? Set the data source of the form to Accounts.
? Set the Item property of the form to Selected.
? Add a back icon on Screen_AccountDetail and set its OnSelect property to Navigate(Screen_Accounts).
Does the solution meet the goal?

- A. Yes
- B. No

Answer: B

Explanation:
FormMode.New: the form is populated with default values and the user can modify the values of the fields. Once complete, the user can add the record to the data source.
Reference:
<https://docs.microsoft.com/en-us/powerapps/maker/canvas-apps/functions/function-form>

NEW QUESTION 139

HOTSPOT - (Topic 4)
You create a Power Automate cloud flow that runs when a user creates a Microsoft Dataverse lead record.
The cloud flow must update a custom score column on the lead record based on other column values. The flow must perform the following activities:
• Update the Microsoft Dataverse record.
• Evaluate whether the Microsoft Dataverse record should be updated. You need to configure the flow components.
Which components should you use? To answer, select the appropriate options in the answer area.
NOTE: Each correct selection is worth one point.

Answer Area

Requirement	Component
Update the Microsoft Dataverse record.	<div>Action</div> <div>Action</div> <div>Trigger</div> <div>Function</div>
Evaluate whether the Microsoft Dataverse record should be updated.	<div>Condition</div> <div>Action</div> <div>Condition</div> <div>Data operation</div>

A. Mastered

B. Not Mastered

Answer: A

Explanation:
Answer Area

Requirement	Component
Update the Microsoft Dataverse record.	<div>Action</div>
Evaluate whether the Microsoft Dataverse record should be updated.	<div>Condition</div>

NEW QUESTION 144

DRAG DROP - (Topic 4)
You store data about products in two Microsoft Excel worksheets. The data contains duplicate rows.
You need to consolidate data from the two worksheets into a Microsoft Dataverse custom table.
In which order should you perform the actions? To answer, move all actions from the list of

Actions

Upload the worksheets to OneDrive

Add conditional columns to perform checks on the data

Create queries for the worksheets

Append the output from the queries

Create a dataflow

Answer Area

- A. Mastered
- B. Not Mastered

Answer: A

Explanation:

Step 1: Upload the worksheets to OneDrive
A data source needs to be specified. The data needs to be available. Step 2: Create a dataflow
Step 3: Create queries for the worksheets
You can shape your data selection into a form that works best for your table using a Power Query editing experience, similar to the Power Query Editor in Power BI Desktop.
Step 4: Add conditional columns to perform checks on the data Step 5: Append the output of the queries

NEW QUESTION 149

- (Topic 4)
Note: This question is part of a series of questions that present the same scenario. Each question in the series contains a unique solution that might meet the stated goals. Some question sets might have more than one correct solution, while others might not have a correct solution.
After you answer a question in this section, you will NOT be able to return to it. As a result, these questions will not appear in the review screen.
A company has locations in multiple countries and regions across four continents. The company stores the total amount of each order in the local currency of the country/region where the customer is located. The company stores the applicable exchange rates in a custom US dollars (USD) exchange rate table.
You need to create a visualization that displays the total amount of orders by country/region in USD.
Proposed solution:
Create a custom rollup field of type currency on the country/region table that aggregates all the total amounts for the orders from that country/region and display this rollup field in a Power BI chart.
Does the solution meet the goal?

- A. Yes
- B. No

Answer: B

Explanation:

Instead use a calculated field.
Need to calculate the exchange rate in USD.
Calculated columns are calculated in real-time when they are retrieved. Reference:
https://docs.microsoft.com/en-us/powerapps/developer/data-platform/calculated-rollup- attributes

NEW QUESTION 153

HOTSPOT - (Topic 4)
A company is using Power Automate to send an email with all active projects that are at risk.
Projects that are stored in a table in Microsoft Dataverse are deemed at risk if the column for a risk score is greater than 70 or has a zero value.
The flow will loop over all the records in the Dataverse Projects table and update the risk status field based on the risk score.
You need to create a single evaluation expression to update the risk status field.
Which expression component should you use? To answer, select the appropriate options in
NOTE: Each correct selection is worth one point.

Answer Area

Requirement

Return a true value if a value in the risk column meets one of the two conditions.

Return a true value if a value in the risk column is 0.

Return a true value if the value in the risk column is above 70.

Expression component

@or
@or
@and
if
equals

equals
@if
contains
@startsWith
equals

greater
@greaterOrEquals
greater
contains
@if

- A. Mastered
- B. Not Mastered

Answer: A

Explanation:

Answer Area

Requirement

Return a true value if a value in the risk column meets one of the two conditions.

Return a true value if a value in the risk column is 0.

Return a true value if the value in the risk column is above 70.

Expression component

@or
@or
@and
if
equals

equals
@if
contains
@startsWith
equals

greater
@greaterOrEquals
greater
contains
@if

NEW QUESTION 157

DRAG DROP - (Topic 4)

You have an existing Power Apps environment.

You need to create a Common Data Service database for the environment.

Which three actions should you perform in sequence? To answer, move the appropriate actions from the list of actions to the answer area and arrange them in the correct order.

Actions

Select **Create my database**

Configure currency and language settings

Configure database collation settings

Set the environment type to **Production**

Select an existing environment

Answer Area

- A. Mastered
- B. Not Mastered

Answer: A

Explanation:

- Step 1: Select an existing environment Add a database in the admin center:
- * 1. In the admin center, in the left navigation pane, select Environments.
 - * 2. Select the environment to which you want to add the database.
- Step 2: Select Create my database
- * 3. Select + Add database
- Step 3: Configure currency and language settings
- * 4. Enter the following, and then select Add.

Setting	Description
Language	The default language for this environment.
Currency	The base currency used for reporting.
Enable Dynamics 365 apps	Select Yes and make a selection to automatically deploy apps such as Dynamics 365 Sales and Dynamics 365 Customer Service.
Deploy sample apps and data	Select Yes to include sample apps and data. Sample data gives you something to experiment with as you learn. You must select No for Enable Dynamics 365 apps for this setting to appear.
Security group	Select a security group to restrict access to this environment.

NEW QUESTION 159

HOTSPOT - (Topic 4)

A company uses Microsoft Power Platform. The company categorizes customers into Specialty shop, Grocery store, Wholesaler, and Seasonal market groups by using a custom choice type column.

The staff uses a model-driven app with an interactive dashboard that displays all customer

You must update the app to provide the following functionality:

- Display selected customers by type in the interactive dashboard.
- Search for customers across multiple tables by postal code by entering any number of characters.

You need to configure the system.

Which configuration options should you use? To answer, select the appropriate options in the answer area.

NOTE: Each correct selection is worth one point.

Answer Area

Requirement	Configuration
Display customers by type.	<div> <div>Enable sync with global choice.</div> <div>Enable the global filter.</div> <div>Enable the searchable property.</div> <div>Enable sync with global choice.</div> <div>Enable the sortable property.</div> </div>
Search by postal code.	<div> <div>Enable the searchable property.</div> <div>Find by setting in quick find.</div> <div>Filter by setting in quick find.</div> <div>Enable the searchable property.</div> <div>Enable the global filter on the postal code.</div> </div>

- A. Mastered
 B. Not Mastered

Answer: A

Explanation:

Answer Area

Requirement	Configuration
Display customers by type.	<div> <div>Enable sync with global choice.</div> <div>Enable the global filter.</div> <div>Enable the searchable property.</div> <div>Enable sync with global choice.</div> <div>Enable the sortable property.</div> </div>
Search by postal code.	<div> <div>Enable the searchable property.</div> <div>Find by setting in quick find.</div> <div>Filter by setting in quick find.</div> <div>Enable the searchable property.</div> <div>Enable the global filter on the postal code.</div> </div>

NEW QUESTION 164

DRAG DROP - (Topic 4)

DRAG DROP

A company is migrating to a new Microsoft 365 tenant. You create an expense

You need to move the latest version of the canvas app and cloud flow to the new tenant. Which three actions should you perform in sequence? To answer, move the appropriate

actions from the list of actions to the answer area and arrange them in the correct order.

Actions

Import the app.

Publish all changes.

Create a copy of the app in the cloud.

Export the app as a package.

Share the app with a user in the new tenant.

>

<

Answer Area

<

>

- A. Mastered
- B. Not Mastered

Answer: A

Explanation:

Actions

Import the app.

Publish all changes.

Create a copy of the app in the cloud.

Export the app as a package.

Share the app with a user in the new tenant.

>

<

Answer Area

Create a copy of the app in the cloud.

Export the app as a package.

Share the app with a user in the new tenant.

<

>

NEW QUESTION 166

- (Topic 4)

You have a Power Platform solution that uses Common Data Service. You need to secure all fields that support field-level security. Which field can you secure?

- A. createdon
- B. accountid
- C. owninguser
- D. cr7b_accountid

Answer: D

Explanation:

Which fields can be secured?

Although most attributes can be secured, there are system attributes, such as IDs, timestamps, and record tracking attributes, that can't. Below are a few examples of attributes that can't be enabled for field security. ownerid, processid, stageid, accountid, contactid createdby, modifiedby, OwningTeam, OwningUser createdon, EntityImage_Timestamp, modifiedon, OnHoldTime, overriddencreatedon statecode, statuscode Reference:

https://docs.microsoft.com/en-us/power-platform/admin/field-level-security

NEW QUESTION 170

HOTSPOT - (Topic 4)

HOTSPOT

You are designing edit forms to dismay individual records selected from a list m a canvas app.

The control layout must respond to a variety of screen sizes and orientations that demonstrate the following behaviors:

- Automatically resize and arrange controls from top to bottom
- Maintain the original position of the controls.
- Require no additional property changes. You need to select the layout type.

Which layouts should you use? To answer, select the appropriate options in the answer area.

Answer Area

Behavior

Automatically resize and arrange controls from top to bottom.

Maintain the original position of the controls.

Layout

Vertical container

Vertical gallery

Horizontal gallery

Vertical container

Horizontal container

Container

Container

Blank vertical gallery

Flexible height gallery

Section

- A. Mastered
- B. Not Mastered

Answer: A

Explanation:

Answer Area

Behavior
Automatically resize and arrange controls from top to bottom.

Maintain the original position of the controls.

Layout

Vertical container

Vertical gallery

Horizontal gallery

Vertical container

Horizontal container

Container

Container

Blank vertical gallery

Flexible height gallery

Section

NEW QUESTION 172

- (Topic 4)
A company is using Power Virtual Agents in Microsoft Teams to expose Microsoft Dataverse data to employees. You create a chatbot that retrieves a list of customers by postal code from a Dataverse table. The chatbot will accept requests from a user and must connect to Dataverse to retrieve the data. You need to connect the chatbot to the Dataverse table. What should you use?

- A. Table
- B. Power Apps
- C. Microsoft Teams
- D. Power Virtual Agents
- E. Power Automate

Answer: C

Explanation:

Dataverse for Teams is the “lite” version of Dataverse. It is a low-code platform designed to build relatively simple (but still powerful) apps, using a user-friendly interface and remaining within Microsoft Teams. This new update means that users now have the possibility to create Power Apps apps, Power Automate flows and Power Virtual Agents bots without leaving the Teams platform.

Reference:
<https://docs.microsoft.com/en-us/learn/paths/work-power-platform-teams/>
<https://docs.microsoft.com/en-us/learn/modules/create-chatbot-power-virtual-agents-dataverse-teams/5-call-action-pull-data>

NEW QUESTION 175

HOTSPOT - (Topic 4)
Rangers in national parks report wildlife they encounter during patrols. The rangers record observations in a notebook when they are on patrol. The rangers manually enter observation data when they are in the office. You are designing an app that allows rangers to record their observations while they are on patrol. The wildlife is modeled as a custom table named Wildlife. The model has relationships to the annotation entity and to a custom entity named Wildlife Details. In the Wildlife Details entity, rangers capture more information as they observe an animal's habitat. When observing wildlife, rangers must indicate whether an animal requires medical attention. The app must synchronize and save data to Common Data Service when connectivity is available. You need to design the app. What should you do? To answer, select the appropriate options in the answer area. NOTE: Each correct selection is worth one point.

Requirement	Action
Enter notes related to wildlife records.	<div><div>Enable the Wildlife entity and annotation entity for mobile offline.</div><div>Enable the attachments entity and the annotation entity for mobile offline.</div><div>Enable the Wildlife entity for mobile offline and enable attachments on the Wildlife entity.</div><div>Enable the Wildlife entity for mobile offline and use the timeline control for the Wildlife form.</div></div>
Enter wildlife details as related records.	<div><div>Allow feedback on the Wildlife Details entity.</div><div>Enable the Wildlife Details entity for mobile offline.</div><div>Enable change tracking on the Wildlife Details entity.</div><div>Enable attachments on the Wildlife Details entity and enable the Wildlife Details entity for mobile offline.</div></div>
Indicate that an animal requires medical attention.	<div><div>Create a business rule.</div><div>Create a business process.</div><div>Create a Power Automate flow.</div></div>

- A. Mastered
- B. Not Mastered

Answer: A

Explanation:

Box 1: Enable the Wildlife entity and the annotation entity for mobile offline
Note: As part of the 2020 Wave 2 release, we made generally available offline capabilities for model driven apps for users of Power Apps. Makers and administrators can now configure apps to be available offline on a user's device, and users can continue to complete their tasks against the local cache on their phone even with intermittent or no network connectivity. When the network is re-established, the users' changes are seamlessly synchronized back to the cloud.
Box 2: Enable attachments on the Wildlife Details entity and enable Wildlife Details entity for mobile offline.
Box 3: Create a business process.
Business process flows. Ensure that people enter data consistently and follow the same steps every time they work in an app by creating a business process flow.
Note: Power Automate includes several types of processes, each designed for a different purpose:

- ? Automated flows. Create a flow that performs one or more tasks automatically
- ? Button flows.
- ? Scheduled flows. Create a flow that performs one or more tasks on a schedule such as once a day, on a specific date, or after a certain time.
- ? Business process flows. Ensure that people enter data consistently and follow the same steps every time they work in an app by creating a business process flow.
- ? Workflows and actions. Dynamics 365 customizers may be familiar with the classic Microsoft Dataverse processes, which are workflows and actions.

NEW QUESTION 176

- (Topic 4)

You create a model-driven app for a company. The app will be used to manage events that the company organizes.

The Events entity ownership type is set to User or team. Members of the marketing team are assigned the MarketingTeam security role. All privileges for the role are set to User access.

All employees must be able to view event records. Only members of the marketing team are permitted to create or edit event records. You create a role named OtherEmployees.

You need to configure the MarketingTeam and OtherEmployees security roles.

Which three actions should you perform? Each correct selection presents a part of the

NOTE: Each correct selection is worth one point.

- A. Set the access level for the OtherEmployees security role to Organization for the Read permission.
- B. Set the access level for the MarketingTeam security role to Organization for the Read permission.
- C. Set the access level for the OtherEmployees security role to None Selected for the Read permission.
- D. Set the access level for the MarketingTeam security role to None Selected for the Read permission.
- E. Set the access level for the MarketingTeam security role to None Selected for the Create and Write permission.
- F. Set the access level for the OtherEmployees security role to None Selected for the Create and Write permission.

Answer: ABE

NEW QUESTION 179

- (Topic 4)

A company receives its marketing campaign performance report as a Microsoft Excel file. The company stores the file in Microsoft SharePoint.

A user updates the Excel file daily with updated data.

The company needs a solution that automatically displays the latest analytics.

You need to create a basic report that contains pie charts that display the most profitable channels.

You need to propose the right solution.

Solution: Microsoft Power BI report querying Excel file using its path. Does the solution meet the goal?

- A. Yes
- B. No

Answer: A

NEW QUESTION 183

- (Topic 4)

You create a Power Platform solution. Solution data is stored in a variety of documented cloud services.

You need to configure the data sources. What should you do?

- A. Create a data gateway.
- B. Use a content pack.
- C. Create a custom data connector.
- D. Add metadata to standard entities.

Answer: B

Explanation:

Common Data Model is built upon a rich and extensible metadata definition system that enables you to describe and share your own semantically enhanced data types and structured tags, capturing valuable business insight which can be integrated and enriched with heterogeneous data to deliver actionable intelligence.

Common Data Model can be used by various applications and services including Microsoft Dataverse, Dynamics 365, Microsoft Power Platform, and Azure ensuring that all of your services can access the same data.

Note: A wide variety of applications and services can easily access data in a data lake, however, each consumer must understand the format and meaning of the data before it can provide value. The Common Data Model simplifies this process by providing a metadata system that describes the data and standard entities to which producers can map.

Reference:

<https://docs.microsoft.com/en-us/common-data-model/use>

NEW QUESTION 185

- (Topic 4)

You are creating a canvas app.

A small amount of tabular data must be available only to the app. The data must be available before user inter action.

You need to create the data source for this data. What should you do?

- A. Use a formula to populate a table when the app starts.
- B. Use the Excel Online connector to retrieve the data.
- C. Create a Microsoft Dataverse table and use the Microsoft Dataverse connector.
- D. Read the data from a file on the device.

Answer: B

NEW QUESTION 188

DRAG DROP - (Topic 4)
DRAG DROP

You are creating a Power Automate cloud flow to update a column on each Item in a list of Microsoft Dataverse records. Records are sorted in order of priority. You must use a complex expression to determine the column value. The column value must be stored in a variable to make future maintenance easier. Records must be processed based on the sorted order. You need to add flow steps to process the list of records. Which four actions should you perform in sequence? To answer, move the appropriate actions from the list of actions to the answer area and arrange them in the correct order.

Actions

Filter the array.

Use the Apply to each loop running in parallel.

Initialize the variable.

Use the Apply to each loop running sequentially.

Set the variable.

Update the Microsoft Dataverse row.

Answer Area

- A. Mastered
- B. Not Mastered

Answer: A

Explanation:

Actions

Filter the array.

Use the Apply to each loop running in parallel.

Initialize the variable.

Use the Apply to each loop running sequentially.

Set the variable.

Update the Microsoft Dataverse row.

Answer Area

Initialize the variable.

Use the Apply to each loop running in parallel.

Set the variable.

Update the Microsoft Dataverse row.

NEW QUESTION 191

- (Topic 4)
A company creates multiple cases in Microsoft Dataverse each day with a status of New. For all cases with a status of New, the system must send an email to the customer and then change the status to in Process. You need to create a Microsoft Power Automate cloud flow to automatically send the email. What should you do?

- A. Trigger the flow on a schedule and then configure the flow to use the Compose data operation to get a list of cases and send email to each from inside a loop.
- B. Trigger the flow on a schedule and then configure the flow to use the Dataverse Listrows action to query case records using a filter and send email to each from inside a loop.
- C. Trigger the flow manually on the case and then configure the flow to send the email.

Answer: B

NEW QUESTION 196

HOTSPOT - (Topic 4)
HOTSPOT

A company uses Power Apps and Microsoft Data verse. You need to perform the following activities:
* Create a model-driven app.
* Design navigation for the app
* Show an approval name field on the form if the amount is greater than \$1,000.
Which features should you use? To answer, select the appropriate options in the answer area. NOTE: Each correct selection is worth one point.

Answer Area

Activity

Create model driven app.

Design app navigation.

Show approval name field if amount > \$1,000.

Feature

App designer

App designer

Solution checker

App checker

Site map

Site map

Solutions area

Table designer

Table designer

Form designer

Table designer

Business rule designer

- A. Mastered
- B. Not Mastered

Answer: A

Explanation:

Answer Area

Activity

Create model driven app.

Design app navigation.

Show approval name field if amount > \$1,000.

Feature

App designer

App designer

Solution checker

App checker

Site map

Site map

Solutions area

Table designer

Table designer

Form designer

Table designer

Business rule designer

NEW QUESTION 199

HOTSPOT - (Topic 4)

A state planning department stores demographic data in a local SQL Server database.

The department uses a local report server to analyze the data for land development purposes.

You need to create a visual to display the demographic data.

Which component should you use? To answer, select the appropriate option in the answer area.

NOTE: Each correct selection is worth one point.

Answer Area

Requirement

Visual control.

Mandatory data for the visual control.

Component

Filled map

Filled map

Shape map

ArcGIS map

Latitude and Longitude

Location

Latitude and Longitude

Data Category

- A. Mastered
- B. Not Mastered

Answer: A

Explanation:

Answer Area

Requirement

Visual control.

Mandatory data for the visual control.

Component

Filled map

Filled map

Shape map

ArcGIS map

Latitude and Longitude

Location

Latitude and Longitude

Data Category

NEW QUESTION 202

DRAG DROP - (Topic 4)

A company uses Power Automate.

The company requires three cloud flows for the following:

- Send email notifications to a team member after an expense request is approved.
- If a document is uploaded to OneDrive. forward the document as an email attachment.
- Send an email at 4:00 PM on Fridays to remind team members to submit timesheets. You need to create the cloud flows.

Which cloud flow types should you create? To answer, drag the appropriate cloud flows to the correct activities. Each cloud flow may be used once, more than once, or not at all. You

NOTE: Each correct selection is worth one point.

Cloud flows

Automated

Scheduled

Instant

Answer Area

Activity

Send notifications after expense request approvals.

Forward new OneDrive documents as attachments.

Send timesheet reminder emails at 4:00 PM on Fridays.

Cloud flow

- A. Mastered
- B. Not Mastered

Answer: A

Explanation:

Cloud flows

Automated

Scheduled

Instant

Answer Area

Activity

Send notifications after expense request approvals.

Forward new OneDrive documents as attachments.

Send timesheet reminder emails at 4:00 PM on Fridays.

Cloud flow

Instant

Automated

Scheduled

NEW QUESTION 204

HOTSPOT - (Topic 4)

A company uses several forms for biannual performance evaluations. The company several performance areas that have a score of 1-10. A paragraph explains the score.

The company must scan completed performance evaluations into a Common Data Service entity by using a Power Apps app. The information in the documents must automatically map to entities and convert into quantifiable information.

If any key phrases in the scored topics cause concern, the company must follow a series of actions to prepare for a follow up.

You need to extract the information and perform the actions when the evaluations are scanned.

Which component should you use? To answer, select the appropriate options in the answer area.

NOTE: Each correct selection is worth one point.

Requirement	Component
Convert the evaluations from images to data	<div>▼</div> <div>AI Builder</div> <div>Power BI</div> <div>Dataflows</div> <div>Business rules</div>
Convert a form processing variable to an integer	<div>▼</div> <div>Initialize variable</div> <div>Add dynamic content</div> <div>Append to string variable</div> <div>Extract entities and their types from text</div>
Use the flow action to convert a form processing variable to an integer	<div>▼</div> <div>Scope</div> <div>Do until</div> <div>Condition</div> <div>Apply to each</div>

- A. Mastered
- B. Not Mastered

Answer: A

Explanation:

Box 1: AI Builder

The object detection component of AI Builder for PowerApps takes a photo or loads an image file to do an object detection scan. On a mobile device, the user chooses between taking a photo or selecting one already available in the device user interface. When an image is selected, the component automatically scans it to identify objects.

Box 2: Extract entities and their types from text

The Entity extraction prebuilt model identifies and classifies key elements from text into pre-defined entities. You can use the prebuilt model out of the box in power apps and power automate.

Box 3: Scope

Scope is a simple way to put similar actions and conditions together like a Stage.

NEW QUESTION 205

DRAG DROP - (Topic 4)

You create a custom field on the Account entity.

Members of TeamA must have full access to the field. Members of TeamB must have no access to the field.

You need to configure security.

Which three actions should you perform in sequence? To answer, move the appropriate actions from the list of actions to the answer area and arrange them in the correct order.

Actions

Add TeamA to the field security profile.

Create a field security profile and set all the permissions for the custom attribute to **Yes**.

Add TeamB to the field security profile.

Create a field security profile and set all the permissions for the custom attribute to **No**.

Enable field-level security for the field.

Answer Area

- A. Mastered
- B. Not Mastered

Answer: A

Explanation:

Step 1: Enable field security for the field

Step 2: Create a field security profile and set all the permissions for the custom attribute to Yes.

Step 3: Add TeamA to the field security profile.

Note: Field-level security is available for the default fields on most out-of-box entities, custom fields, and custom fields on custom entities. Field-level security is managed by the security profiles. To implement field-level security, a system administrator performs the following tasks.

? Enable field security on one or more fields for a given entity.

? Associate one more existing security profiles, or create one or more new security profiles to grant the appropriate access to specific users or teams.

NEW QUESTION 206

HOTSPOT - (Topic 4)

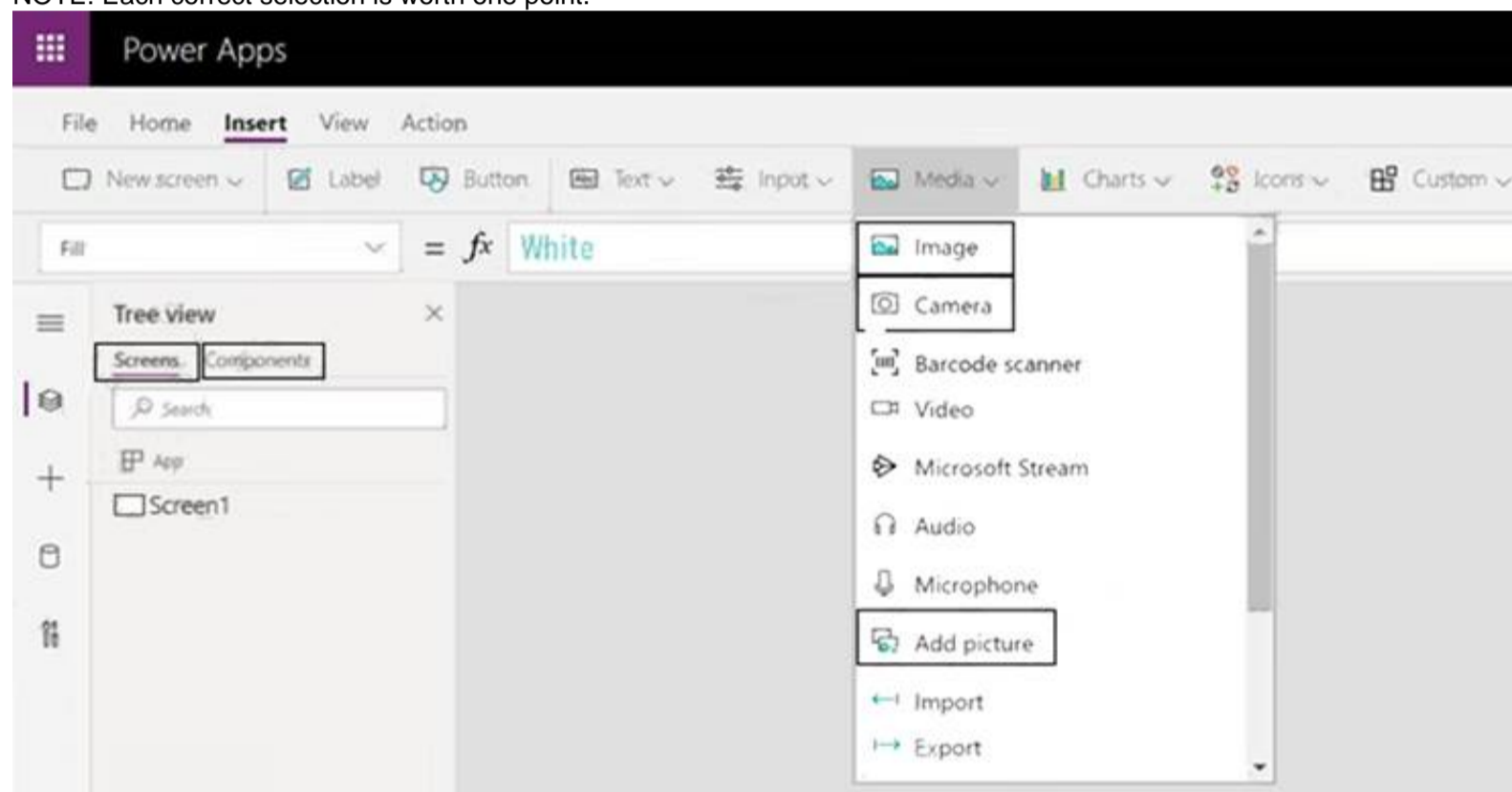
You are developing an app for a package delivery company. Delivery team members will use the app on their phones. Distribution center team members will use a web-based version of the app that runs on tablet devices.

When a delivery person arrives at a location and the package recipient is present, the app must capture the recipient's signature. If the recipient is not available, the app must capture a picture of the drop-off location or the person receiving the package.

You need to design phone-based and web-based versions of the app.

Which app type and media control should you use? To answer, configure the appropriate options in the answer area.

NOTE: Each correct selection is worth one point.



- A. Mastered
- B. Not Mastered

Answer: A

Explanation:

App Type: Screens

To insert the Camera control in your PowerApps program you can use the blank screen, and select Insert->Media->Camera.

Media Type: Camera

Use the Camera control to capture pictures with a device's camera. The device must have a camera and the user must authorize the app to use the camera.

Tap or select the camera control to capture a picture from the camera.

The most recently captured picture is available through the Photo property. With this property, the images can be:

? Viewed with the Image control. Use the Image control to view the captured image.

? Temporarily put in a variable or a collection.

? Stored in a database.

? Transmitted as a base64 encoded text string.

NEW QUESTION 210

HOTSPOT - (Topic 4)

A user named Bill Jones creates a canvas app and shares it with other users in his company as shown in SharePowerUsers and ShareJimSmith exhibits. (Click the SharePowerUsers tab and the ShareJimSmith tab.)

Share Company App

Enter a name, email address, or Everyone

Shared with

Sort by Name

BJ

Bill Jones

Owner

JS

Jim Smith

Co-owner

PU

Power Users

User

Power Users

This User can use this app

☐ Co-owner

Can use, edit, share app but not delete or change owner.

Data permissions

Make sure your users have access to the data used in your app, including gateways, APIs, connectors, and entities.

Share Company App

Enter a name, email address, or Everyone

Shared with

Sort by Name

BJ

Bill Jones

Owner

JS

Jim Smith

Co-owner

PU

Power Users

User

Jim Smith

This User can use this app

☒ Co-owner

Can use, edit, share app but not delete or change owner.

Data permissions

Make sure your users have access to the data used in your app, including gateways, APIs, connectors, and entities.

There are multiple versions of the app. Users must only be able to run the most recently published version of the app as shown in the table below:

Version	Modified	Modified by	Power Apps release	Published	Version note
Version 4	09/05/2020 17:32	Bill Jones	3.20023.8		Changed fonts
Version 3	09/05/2020 17:30	Bill Jones	3.20023.8	Live	Changed business logic
Version 2	09/05/2020 17:22	Bill Jones	3.20023.8		Updated background color
Version 1	09/05/2020 17:20	Bill Jones	3.20023.8		

You need to ensure that sharing is configured correctly.
For each of the following statements, select Yes if the statement is true. Otherwise, select No.
NOTE: Each correct selection is worth one point.

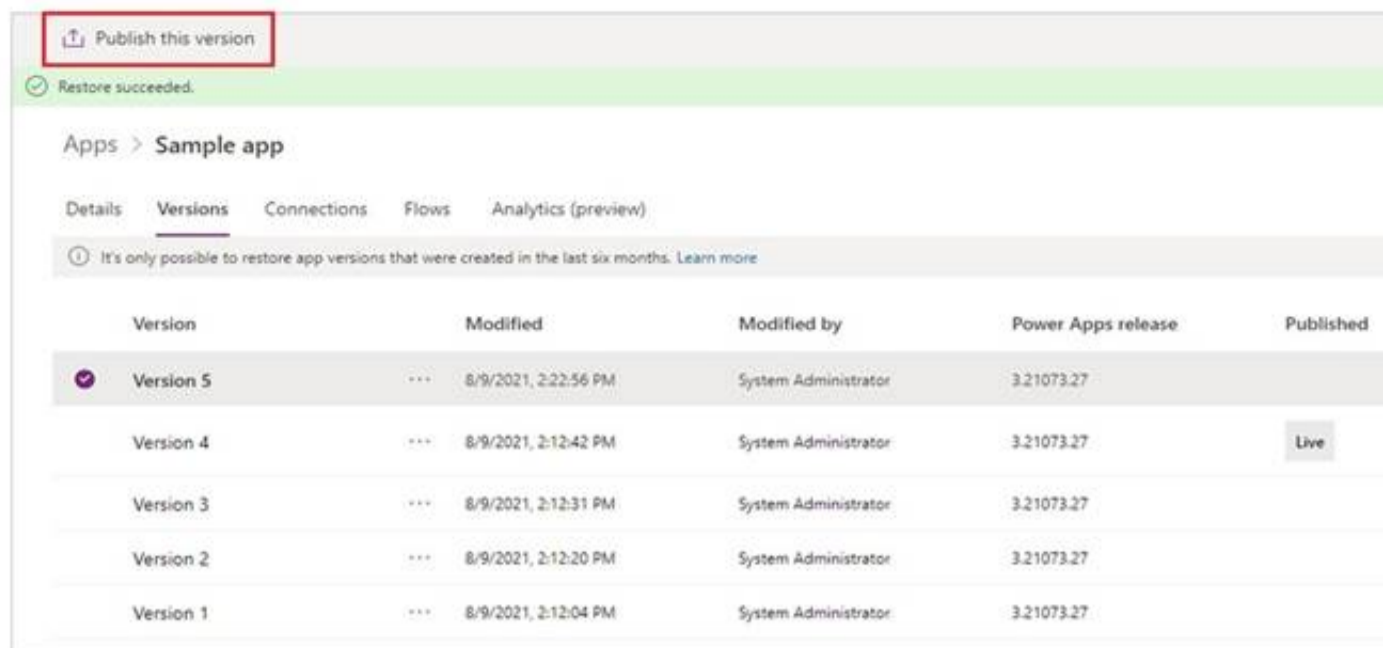
	Yes	No
Member of the Power Users group are able to publish version 4 of the canvas app.	<input type="radio"/>	<input type="radio"/>
When using the canvas app, a member of the Power Users group can see version 4.	<input type="radio"/>	<input type="radio"/>
If version 2 of the canvas app is restored, it will be labelled as the Live version.	<input type="radio"/>	<input type="radio"/>
If Jim Smith edits the canvas app he will be editing version 4.	<input type="radio"/>	<input type="radio"/>

- A. Mastered
- B. Not Mastered

Answer: A

Explanation:

Box 1: No
They can only use the app.
Box 2: Yes
Box 3: No
You would need to publish Version 2 to make it live.
Note: If you want to publish the restored version, select Publish this version, and then select Publish this version when prompted to confirm.



Notice the published restore version that shows up as Live.

Version	Modified	Modified by	Power Apps release	Published
Version 5	8/9/2021, 2:22:56 PM	System Administrator	3.21073.27	Live

Box 4: Yes

The most recent version of any app is available only to those who have edit permissions for it.

NEW QUESTION 215

HOTSPOT - (Topic 4)

HOTSPOT

The customer service team of a company uses a model-driven app to log customer interactions. The app contains two tables: one to track customer interactions and one to track products.

The team requires an interactive dashboard to display the activities. The dashboard must display the products that have the most complaints. Each chart must display the associated data.

You need to create the dashboard-

Which features should you use? To answer, select the appropriate options in the answer area.

NOTE: Each correct selection is worth one point.

Answer Area

Activity Display customer interactions and products.	Feature Single-stream dashboard
	Multi-stream dashboard
	Single-stream dashboard
	Standard dashboard
	Default Chart
	Show Chart Only
	Display Chart Selection
	Default Chart

A. Mastered

B. Not Mastered

Answer: A

Explanation:

Answer Area

Activity Display customer interactions and products.	Feature Single-stream dashboard
Display charts with associated data.	Default Chart

NEW QUESTION 216

- (Topic 4)

You are creating an employee directory canvas app. The app must display name, address, and a photo of each employee. You need to select a control type that will display the

A. Address input

B. List box

C. Gallery

D. Data table

Answer: C

NEW QUESTION 220

- (Topic 4)

A company uses Microsoft platforms for all accessibility, compliance, and security auditing.

The auditing and compliance division of the company flags a newly created Power Apps canvas app due to accessibility issues. The app must be unpublished until it conforms to Microsoft accessibility requirements and recommendations.

You need to identify all accessibility issues for a solution. What should you use?

- A. Microsoft Accessibility Conformance Reports
- B. Microsoft Compliance Center
- C. Power Apps Studio
- D. Microsoft Accessibility Guides
- E. Microsoft Visual Studio

Answer: C

Explanation:

- ? Find accessibility issues
- ? In the upper-right corner of Power Apps Studio, select the icon for the App checker.
- ? App checker icon.
- ? In the menu that appears, select Accessibility.
- ? A list of issues appears, sorted first by severity and then by screen.
- ? Select the arrow next to an item to show details about it.
- ? Accessibility checker details.
- ? Select the back arrow to return to the list of items.
- ? If you decide to address an issue, select it to open the affected property.
- ? After you change one or more properties, select Re-check to update the list of issues.

Reference:

<https://docs.microsoft.com/en-us/powerapps/maker/canvas-apps/accessibility-checker> <https://support.microsoft.com/en-us/accessibility/enterprise-answer-desk>

NEW QUESTION 224

HOTSPOT - (Topic 4)

HOTSPOT

Inspectors for a city building department use a Microsoft Teams channel, inspectors use SharePoint to view construction bylaws, rules, and regulations.

The city clerk email inspectors links to new bylaw proposal, inspectors vote on the proposals and provide additional feedback.

You need to demonstrate to the city clerk how they can automate the process

Which option should you use? To answer, select the appropriate options in the answer area.

NOTE: Each correct selection is worth one point.

Answer Area

Flow element

Type of flow.

Option

Cloud flow
Desktop flow
Business process flow

Trigger type.

Manually trigger a flow.
For a selected message in Microsoft Teams.
For a selected file in SharePoint.
When a flow is run from a business process flow.

Flow step to replace emailing the links.

Get changes for an item in SharePoint.
Post an adaptive card to a channel and wait for a response.
Post a choice of options to a user in Teams.
Send an email with options.

- A. Mastered
- B. Not Mastered

Answer: A

Explanation:

Answer Area

Flow element

Type of flow.

Option

Cloud flow
Desktop flow
Business process flow

Trigger type.

Manually trigger a flow.
For a selected message in Microsoft Teams.
For a selected file in SharePoint.
When a flow is run from a business process flow.

Flow step to replace emailing the links.

Get changes for an item in SharePoint.
Post an adaptive card to a channel and wait for a response.
Post a choice of options to a user in Teams.
Send an email with options.

NEW QUESTION 227

HOTSPOT - (Topic 4)

An administrator plans to create and deploy dashboards for use only by sales associates. The dashboards will display the current sales pipeline, open cases, recent major wins, and key opportunities by postal code.

Sales associates must be able to act on the specific data displayed in dashboards. You need to create the dashboards.

Which type of dashboards should you create? To answer, select the appropriate options in the answer area.

NOTE: Each correct selection is worth one point.

Requirement

Type of dashboard

Ensure that all sales associates can view the dashboard.

User
System

Ensure that sales associates can interact with data from the dashboards.

Standard
Multi-stream
Single-stream

- A. Mastered
- B. Not Mastered

Answer: A

Explanation:

Box 1: User

Type of dashboard: If you want your dashboards to be available across the organization and do not want to manage the access levels at a more detailed level, you might want to create an organization-owned dashboard. However, if you are concerned about the access privileges and security of your dashboard, consider creating a user-owned dashboard where you have more control on who can access it.

Box 2: Single-stream

The single-stream dashboards display real-time data over one stream based on an entity view or queue. The single-stream dashboards are typically helpful to Tier 2 service leads or managers, who monitor fewer, but more complex or escalated cases.

NEW QUESTION 232

DRAG DROP - (Topic 4)

You are an app builder for a medical office. The medical office uses activities to book appointments and business process flows to track patient status. The cleaning staff wants the app to connect directly to a Microsoft Excel workbook to track cleaning tasks. The office does not have access to reporting tools including Power BI.

You need to create apps for the following groups of users. Apps must not require

Groups	Comments	Requirements
Reception area staff	Users will access the app only from desktop devices in the office.	Users must be able to access contacts and display activities as a doughnut chart.
Medical staff	Users will access the app from tablet devices.	Users must be able to access activities and business process flows.
Cleaning staff	Users will access the app only from mobile phone devices.	Users must be able to interact with a checklist to mark cleaning tasks as completed.

Which type of app should you build for each group? To answer, drag the appropriate app types to the correct groups. Each app type may be used once, more than once, or not at all. You may need to drag the split bar between panes or scroll to view content.

NOTE: Each correct selection is worth one point.

App types

Canvas app

Model-driven app

Embedded canvas app

Answer Area

Group

Reception area staff

Medical staff

Cleaning staff

App type

App type

App type

- A. Mastered
B. Not Mastered

Answer: A

Explanation:

App types

Canvas app

Model-driven app

Embedded canvas app

Answer Area

Group

Reception area staff

Medical staff

Cleaning staff

App type

Canvas app

Embedded canvas app

Model-driven app

NEW QUESTION 234

DRAG DROP - (Topic 4)

A company must use a Power Apps app custom control that is exported from a different canvas Power Apps app.

You need to insert the custom control into the Power Apps app.

Where should you complete the actions? To answer, drag the appropriate locations to the correct actions. Each location may be used once, more than once, or not at all. You may need to drag the split bar between panes or scroll to view content.

NOTE: Each correct selection is worth one point.

Objects

Display

Screens

Components

Answer Area

Action

Import a custom control from a file.

Add an alignment to the custom control to display it in the middle of the Power Apps app screen.

Location

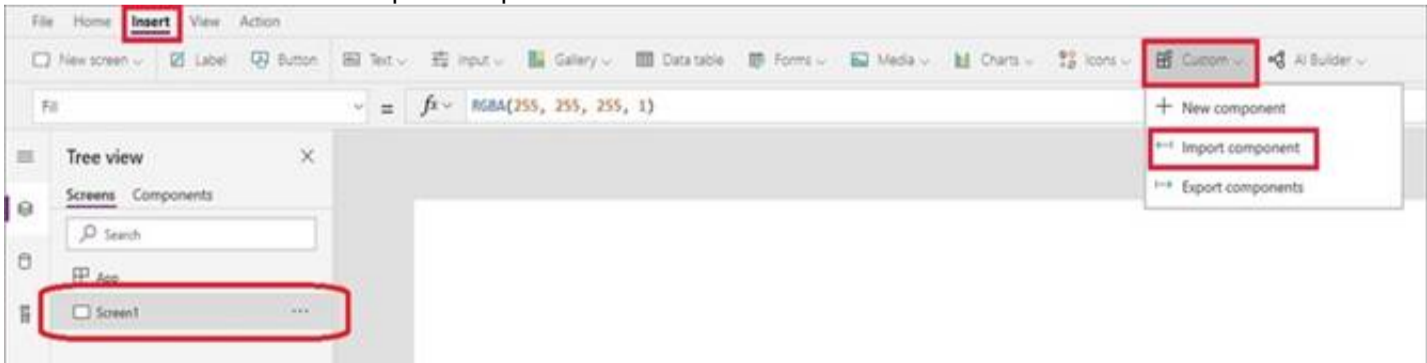
- A. Mastered
B. Not Mastered

Answer: A

Explanation:

Box 1: Components

- * 1. To add code components to a canvas app:
- * 2. Navigate to Power Apps Studio.
- * 3. Create a new canvas app or edit an existing app to which you want to add the code component.
- * 4. Go to Insert > Custom > Import component.



NEW QUESTION 238

DRAG DROP - (Topic 4)

You are an app maker for a college. You create an app for student enrollment. The app captures the education level of the applicants.

The education level at the time of enrollment is an option set in the student entity. The

? High school

? College

? Bachelor
You must split the College option into two option sets:
? College – 1 Year
? College – 2 years
The split must not impact existing data. You need to create the two option sets.
Which three actions should you perform in sequence? To answer, move the appropriate actions from the list of actions to the answer area and arrange them in the correct order.

Actions

Open the maker app and navigate to the student table

Publish the student entity

Save the student table

Open settings in the Power Platform admin center

Create new options for College - 1 Year and College - 2 years

Answer Area

- A. Mastered
- B. Not Mastered

Answer: A

Explanation:

Actions

Open the maker app and navigate to the student table

Publish the student entity

Save the student table

Open settings in the Power Platform admin center

Create new options for College - 1 Year and College - 2 years

Answer Area

Open the maker app and navigate to the student table

Create new options for College - 1 Year and College - 2 years

Publish the student entity

NEW QUESTION 243

- (Topic 4)
A company creates an app that uses Microsoft Dataverse tables.
The app creator wants to verify that the app is operating as expected by using a sample set of real-world data.
You need to import the sample data into Dataverse tables.
Which two technologies can you use? Each correct answer presents a complete solution.
NOTE: Each correct selection is worth one point.

- A. Power BI
- B. SharePoint
- C. Power Query
- D. Dataflows

Answer: CD

Explanation:

C: You can create a table in Dataverse and fill that table with data from an OData feed by using Power Query. You can use the same techniques to integrate data from these online and on-premises sources, among others:
SQL Server Salesforce IBM DB2
Access
Excel Web APIs
OData feeds Text files
D: You can create a new Dataverse table that stores all the metadata from the dataflow run. For every refresh of a dataflow, a record is added to this table. You can also store metadata for multiple dataflow runs in the same table.
Reference:
<https://docs.microsoft.com/en-us/power-query/dataflows/load-dataflow-metadata-into-dataverse-table>
<https://docs.microsoft.com/en-us/power-query/dataflows/add-data-power-query>

NEW QUESTION 245

DRAG DROP - (Topic 4)

A company uses Power Automate and Power Apps to streamline business processes. You need to use AI Builder to analyze customer reviews of the company’s products.
In which order should you perform the actions? To answer, move all actions from the list of actions to the answer area and arrange them in the correct order.

Action

Publish the model.

Connect data to the model.

Train the model.

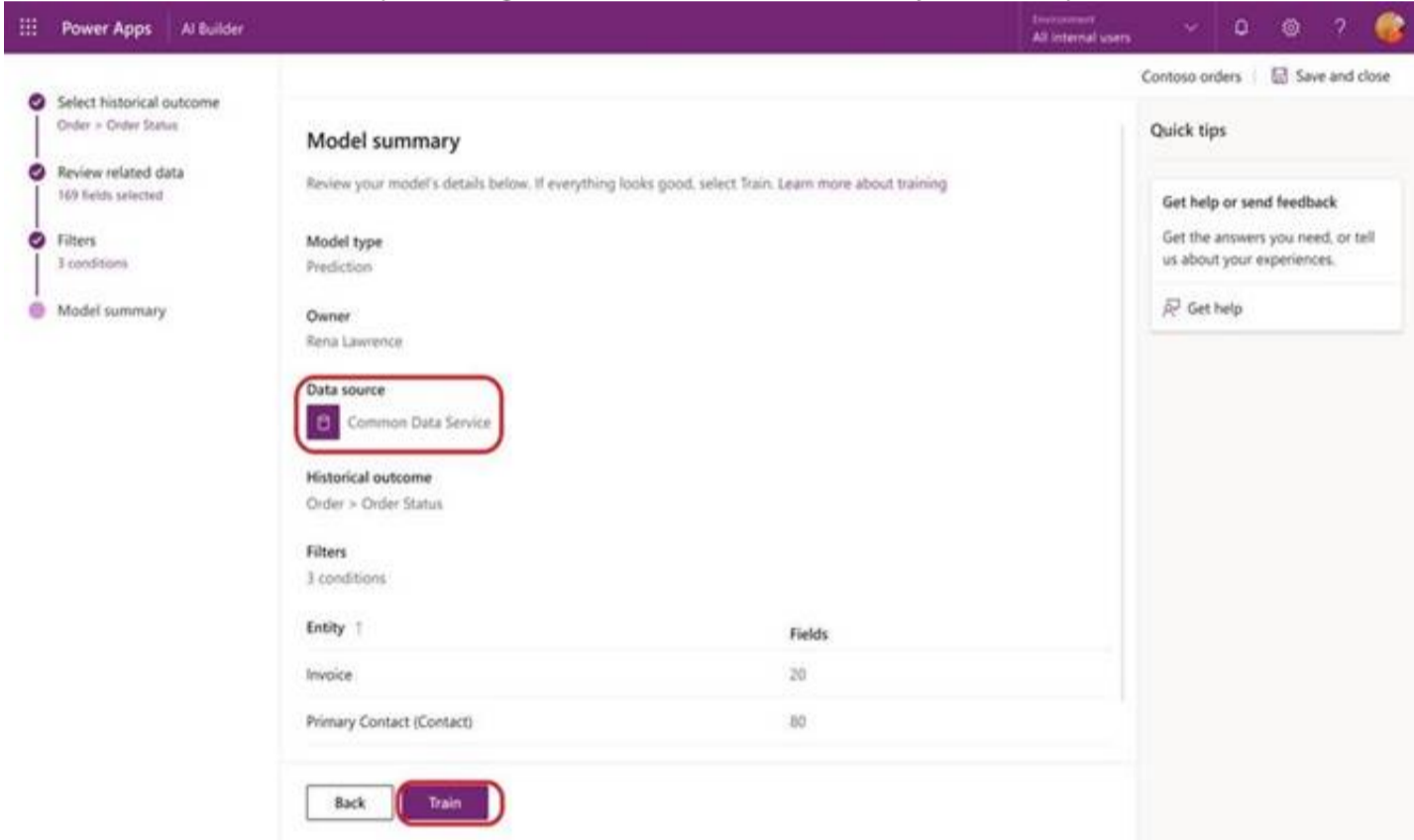
Use the model in a Power Automate flow.

Answer Area

- A. Mastered
- B. Not Mastered

Answer: A

Explanation:
Step 1: Connect data to the model.
First create an AI Builder form processing model for the customer reviews you want to process.



Step 2: Train the model. Step 3: Publish the model.
Step 4: Use the model in a Power Automate flow.
Once you train and publish the model, create a solution-aware flow in Power Automate.

NEW QUESTION 250

DRAG DROP - (Topic 4)
You create a canvas app. You run App checker to validate the app. App checker returns error results.
You need to locate where the errors occur.
Which areas should you review? To answer drag the appropriate areas to the correct error messages. Each area may be used once, more than once, or not at all
You may need to drag the spirt bar between panes or scroll to view content.
NOTE: Each correct selection is worth one point.

Areas

Function

Formula

Accessibility

Answer Area

Error message

Unknown or unsupported in namespace

Invalid arguments

Revise screen name

Area

- A. Mastered
- B. Not Mastered

Answer: A

Explanation:

Areas

Function

Formula

Accessibility

Answer Area

Error message

Unknown or unsupported in namespace

Invalid arguments

Revise screen name

Area

Formula

Function

Accessibility

NEW QUESTION 255

- (Topic 4)
A clothing retailer is creating a Power Virtual Agents chatbot in Microsoft Teams. The chatbot will use Microsoft Dataverse for Teams to provide sales metrics by store.
A user wants to be able to ask the chatbot to see all the sales for pants.
You need to configure the chatbot to provide sales data for pants even when a user enters the terms jeans, slacks, or trousers.
Which chatbot component should you use?

- A. Skills
- B. Tables
- C. Topics
- D. Supported languages
- E. Entities

Answer: E

Explanation:
Reference:
<https://docs.microsoft.com/en-us/power-virtual-agents/advanced-entities-slot-filling>

NEW QUESTION 258

- (Topic 4)
A company has 500 vendor records stored in a SQL table. Each record contains the team wants to view the vendor records by using Power Apps. The team must be able to change the list results by applying filters. You need to display the vendor records in a canvas app. Which control should you use?

- A. Text
- B. Form
- C. Chart
- D. Gallery

Answer: D

NEW QUESTION 259

HOTSPOT - (Topic 4)
HOTSPOT
A bicycle shop uses Microsoft Dataverse to track bicycle rentals and renter information. The bicycle shop has a standalone tablet with a canvas app. Renters use the app to check out bicycles. Only one renter at a time can check out bicycles.
Multiple renters can rent as a team. You must expand the app to allow team rentals in one step. All team members must be registered under a single phone number.
You need to modify the canvas app to display team and team member information, along with bicycle information
Which UI elements should you use for each requirement? To answer, select the appropriate options m the answer area
NOTE: Each correct selection is worth one point.

Answer Area

Requirement	UI element
Phone number lookup	<div>Choice</div> <div>Text input</div> <div>Choice</div> <div>Pen input</div>
Team members and their bicycles	<div>Gallery</div> <div>List box</div> <div>Container</div> <div>Data table</div> <div>Gallery</div>

- A. Mastered
- B. Not Mastered

Answer: A

Explanation:

Answer Area

Requirement	UI element
Phone number lookup	<div>Choice</div>
Team members and their bicycles	<div>Gallery</div>

NEW QUESTION 263

- (Topic 4)
You create a custom table as part of a solution in the development environment. You deploy major version solutions as managed solutions to production. The organization does not allow new solutions to be created in the production environment.
When a minor update is made to a column length, users cannot enter entire values. You need to allow users to enter entire values in the column.

Solution: Update the column length in the development environment. Export the solution as a managed solution, import the solution into production
Does the solution meet the goal?

- A. Yes
- B. No

Answer: B

NEW QUESTION 266

- (Topic 4)

You have a Power Automate flow that processes files in a Microsoft SharePoint document files.

Before leaving the office for the day, the manager must initiate the flow. The flow must not start processing files before 11:00 PM.

You need to configure the flow.

Which two actions should you perform? Each correct answer presents part of the solution.

NOTE: Each correct selection is worth one point.

- A. Add a recurrence trigger and configure to run daily at 11 00 PM.
- B. Add a Condition actio
- C. If the time greater than 11:00 PM use a Terminate action prevent further processing.
- D. Manually trigger the flow.
- E. Add a Delay Until action and enter the timestamp for 11 00 PM.

Answer: CD

Explanation:

Delay an action until a specific timestamp.

Note: The Microsoft Dataverse connector provides four ways to add wait conditions. Use these wait conditions when you need to delay processing in your flows until a particular condition is met.

? Postpone triggering the flow and the first action until a specific time: Wait condition using Postpone Until.

? Add a fixed delay before the next step.

? Delay an action until a specific timestamp.

? Delay an action until a specific event occurs.

Reference:

<https://docs.microsoft.com/en-us/power-automate/dataverse/wait-conditions>

NEW QUESTION 267

.....

THANKS FOR TRYING THE DEMO OF OUR PRODUCT

Visit Our Site to Purchase the Full Set of Actual PL-100 Exam Questions With Answers.

We Also Provide Practice Exam Software That Simulates Real Exam Environment And Has Many Self-Assessment Features. Order the PL-100 Product From:

<https://www.2passeasy.com/dumps/PL-100/>

Money Back Guarantee

PL-100 Practice Exam Features:

- * PL-100 Questions and Answers Updated Frequently
- * PL-100 Practice Questions Verified by Expert Senior Certified Staff
- * PL-100 Most Realistic Questions that Guarantee you a Pass on Your FirstTry
- * PL-100 Practice Test Questions in Multiple Choice Formats and Updatesfor 1 Year