

Exam Questions AWS-Solution-Architect-Associate

Amazon AWS Certified Solutions Architect - Associate

<https://www.2passeasy.com/dumps/AWS-Solution-Architect-Associate/>



NEW QUESTION 1

You have set up an Auto Scaling group. The cool down period for the Auto Scaling group is 7 minutes. The first instance is launched after 3 minutes, while the second instance is launched after 4 minutes. How many minutes after the first instance is launched will Auto Scaling accept another scaling actMty request?

- A. 11 minutes
- B. 7 minutes
- C. 10 minutes
- D. 14 minutes

Answer: A

Explanation:

If an Auto Scaling group is launching more than one instance, the cool down period for each instance starts after that instance is launched. The group remains locked until the last instance that was launched has completed its cool down period. In this case the cool down period for the first instance starts after 3 minutes and finishes at the 10th minute (3+7 cool down), while for the second instance it starts at the 4th minute and finishes at the 11th minute (4+7 cool down). Thus, the Auto Scaling group will receive another request only after 11 minutes.

Reference: http://docs.aws.amazon.com/AutoScaling/latest/DeveloperGuide/AS_Concepts.html

NEW QUESTION 2

In the context of AWS support, why must an EC2 instance be unreachable for 20 minutes rather than allowing customers to open tickets immediately?

- A. Because most reachability issues are resolved by automated processes in less than 20 minutes
- B. Because all EC2 instances are unreachable for 20 minutes every day when AWS does routine maintenance
- C. Because all EC2 instances are unreachable for 20 minutes when first launched
- D. Because of all the reasons listed here

Answer: A

Explanation:

An EC2 instance must be unreachable for 20 minutes before opening a ticket, because most reachability issues are resolved by automated processes in less than 20 minutes and will not require any action on the part of the customer. If the instance is still unreachable after this time frame has passed, then you should open a case with support.

Reference: <https://aws.amazon.com/premiumsupport/faqs/>

NEW QUESTION 3

A user is launching an EC2 instance in the US East region. Which of the below mentioned options is recommended by AWS with respect to the selection of the availability zone?

- A. Always select the AZ while launching an instance
- B. Always select the US-East-1-a zone for HA
- C. Do not select the AZ; instead let AWS select the AZ
- D. The user can never select the availability zone while launching an instance

Answer: C

Explanation:

When launching an instance with EC2, AWS recommends not to select the availability zone (AZ). AWS specifies that the default Availability Zone should be accepted. This is because it enables AWS to select the best Availability Zone based on the system health and available capacity. If the user launches additional instances, only then an Availability Zone should be specified. This is to specify the same or different AZ from the running instances.

Reference: <http://docs.aws.amazon.com/AWSEC2/latest/UserGuide/using-regions-availability-zones.html>

NEW QUESTION 4

An edge location refers to which Amazon Web Service?

- A. An edge location is referred to the network configured within a Zone or Region
- B. An edge location is an AWS Region
- C. An edge location is the location of the data center used for Amazon CloudFront.
- D. An edge location is a Zone within an AWS Region

Answer: C

Explanation:

Amazon CloudFront is a content distribution network. A content delivery network or content distribution network (CDN) is a large distributed system of servers deployed in multiple data centers across the world. The location of the data center used for CDN is called edge location.

Amazon CloudFront can cache static content at each edge location. This means that your popular static content (e.g., your site's logo, navigational images, cascading style sheets, JavaScript code, etc.) will be available at a nearby edge location for the browsers to download with low latency and improved performance for viewers. Caching popular static content with Amazon CloudFront also helps you offload requests for such files from your origin server — CloudFront serves the cached copy when available and only makes a request to your origin server if the edge location receiving the browser's request does not have a copy of the file.

Reference: <http://aws.amazon.com/cloudfront/>

NEW QUESTION 5

You are looking at ways to improve some existing infrastructure as it seems a lot of engineering resources are being taken up with basic management and monitoring tasks and the costs seem to be excessive.

You are thinking of deploying Amazon ElastiCache to help. Which of the following statements is true in regards to ElastiCache?

- A. You can improve load and response times to user actions and queries however the cost associated with scaling web applications will be more.
- B. You can't improve load and response times to user actions and queries but you can reduce the cost associated with scaling web applications.

- C. You can improve load and response times to user actions and queries however the cost associated with scaling web applications will remain the same.
D. You can improve load and response times to user actions and queries and also reduce the cost associated with scaling web applications.

Answer: D

Explanation:

Amazon ElastiCache is a web service that makes it easy to deploy and run Memcached or Redis protocol-compliant server nodes in the cloud. Amazon ElastiCache improves the performance of web applications by allowing you to retrieve information from a fast, managed, in-memory caching system, instead of relying entirely on slower disk-based databases. The service simplifies and offloads the management, monitoring and operation of in-memory cache environments, enabling your engineering resources to focus on developing applications.

Using Amazon ElastiCache, you can not only improve load and response times to user actions and queries, but also reduce the cost associated with scaling web applications.

Reference: <https://aws.amazon.com/elasticache/faqs/>

NEW QUESTION 6

Your supervisor has asked you to build a simple file synchronization service for your department. He doesn't want to spend too much money and he wants to be notified of any changes to files by email. What do you think would be the best Amazon service to use for the email solution?

- A. Amazon SES
B. Amazon CloudSearch
C. Amazon SWF
D. Amazon AppStream

Answer: A

Explanation:

File change notifications can be sent via email to users following the resource with Amazon Simple Email Service (Amazon SES), an easy-to-use, cost-effective email solution.

Reference: http://media.amazonwebservices.com/architecturecenter/AWS_ac_ra_filesync_08.pdf

NEW QUESTION 7

Your manager has just given you access to multiple VPN connections that someone else has recently set up between all your company's offices. She needs you to make sure that the communication between the VPNs is secure. Which of the following services would be best for providing a low-cost hub-and-spoke model for primary or backup connectMty between these remote offices?

- A. Amazon C|oudFront
B. AWS Direct Connect
C. AWS C|oudHSM
D. AWS VPN CloudHub

Answer: D

Explanation:

If you have multiple VPN connections, you can provide secure communication between sites using the AWS VPN CloudHub. The VPN CloudHub operates on a simple hub-and-spoke model that you can use with or without a VPC. This design is suitable for customers with multiple branch offices and existing Internet connections who would like to implement a convenient, potentially low-cost hub-and-spoke model for primary or backup connectMty between these remote offices.

Reference: http://docs.aws.amazon.com/AmazonVPC/latest/UserGuide/VPN_CloudHub.html

NEW QUESTION 8

Does Amazon DynamoDB support both increment and decrement atomic operations?

- A. Only increment, since decrement are inherently impossible with DynamoDB's data model.
B. No, neither increment nor decrement operations.
C. Yes, both increment and decrement operations.
D. Only decrement, since increment are inherently impossible with DynamoDB's data mode

Answer: C

Explanation:

Amazon DynamoDB supports increment and decrement atomic operations.

Reference: <http://docs.aws.amazon.com/amazondynamodb/latest/developerguide/APISummary.html>

NEW QUESTION 9

You need to import several hundred megabytes of data from a local Oracle database to an Amazon RDS DB instance. What does AWS recommend you use to accomplish this?

- A. Oracle export/import utilities
B. Oracle SQL Developer
C. Oracle Data Pump
D. DBMS_FILE_TRANSFER

Answer: C

Explanation:

How you import data into an Amazon RDS DB instance depends on the amount of data you have and the number and variety of database objects in your database.

For example, you can use Oracle SQL Developer to import a simple, 20 MB database; you want to use Oracle Data Pump to import complex databases or

databases that are several hundred megabytes or several terabytes in size.

Reference: <http://docs.aws.amazon.com/AmazonRDS/latest/UserGuide/Oracle.Procedural.Importing.html>

NEW QUESTION 10

A user has created an EBS volume with 1000 IOPS. What is the average IOPS that the user will get for most of the year as per EC2 SLA if the instance is attached to the EBS optimized instance?

- A. 950
- B. 990
- C. 1000
- D. 900

Answer: D

Explanation:

As per AWS SLA if the instance is attached to an EBS-Optimized instance, then the Provisioned IOPS volumes are designed to deliver within 10% of the provisioned IOPS performance 99.9% of the time in a given year. Thus, if the user has created a volume of 1000 IOPS, the user will get a minimum 900 IOPS 99.9% time of the year.

Reference: <http://aws.amazon.com/ec2/faqs/>

NEW QUESTION 10

Which of the following is true of Amazon EC2 security group?

- A. You can modify the outbound rules for EC2-Classic.
- B. You can modify the rules for a security group only if the security group controls the traffic for just one instance.
- C. You can modify the rules for a security group only when a new instance is created.
- D. You can modify the rules for a security group at any time

Answer: D

Explanation:

A security group acts as a virtual firewall that controls the traffic for one or more instances. When you launch an instance, you associate one or more security groups with the instance. You add rules to each security group that allow traffic to or from its associated instances. You can modify the rules for a security group at any time; the new rules are automatically applied to all instances that are associated with the security group.

Reference: <http://docs.amazonwebservices.com/AWSEC2/latest/UserGuide/using-network-security.html>

NEW QUESTION 13

You have been asked to build a database warehouse using Amazon Redshift. You know a little about it, including that it is a SQL data warehouse solution, and uses industry standard ODBC and JDBC connections and PostgreSQL drivers. However you are not sure about what sort of storage it uses for database tables. What sort of storage does Amazon Redshift use for database tables?

- A. InnoDB Tables
- B. NDB data storage
- C. Columnar data storage
- D. NDB CLUSTER Storage

Answer: C

Explanation:

Amazon Redshift achieves efficient storage and optimum query performance through a combination of massively parallel processing, columnar data storage, and very efficient, targeted data compression encoding schemes.

Columnar storage for database tables is an important factor in optimizing analytic query performance because it drastically reduces the overall disk I/O requirements and reduces the amount of data you need to load from disk.

Reference: http://docs.aws.amazon.com/redshift/latest/dg/c_columnar_storage_disk_mem_mgmnt.html

NEW QUESTION 15

Which of the below mentioned options is not available when an instance is launched by Auto Scaling with EC2 Classic?

- A. Public IP
- B. Elastic IP
- C. Private DNS
- D. Private IP

Answer: B

Explanation:

Auto Scaling supports both EC2 classic and EC2-VPC. When an instance is launched as a part of EC2 classic, it will have the public IP and DNS as well as the private IP and DNS.

Reference: <http://docs.aws.amazon.com/AutoScaling/latest/DeveloperGuide/GettingStartedTutorial.html>

NEW QUESTION 20

is a fast, flexible, fully managed push messaging service.

- A. Amazon SNS
- B. Amazon SES
- C. Amazon SQS
- D. Amazon FPS

Answer: A

Explanation:

Amazon Simple Notification Service (Amazon SNS) is a fast, flexible, fully managed push messaging service. Amazon SNS makes it simple and cost-effective to push to mobile devices such as iPhone, iPad, Android, Kindle Fire, and internet connected smart devices, as well as pushing to other distributed services.

Reference: http://aws.amazon.com/sns/?nc1=h_I2_as

NEW QUESTION 22

As AWS grows, most of your clients' main concerns seem to be about security, especially when all of their competitors also seem to be using AWS. One of your clients asks you whether having a competitor who hosts their EC2 instances on the same physical host would make it easier for the competitor to hack into the client's data. Which of the following statements would be the best choice to put your client's mind at rest?

- A. Different instances running on the same physical machine are isolated from each other via a 256-bit Advanced Encryption Standard (AES-256).
- B. Different instances running on the same physical machine are isolated from each other via the Xen hypervisor and via a 256-bit Advanced Encryption Standard (AES-256).
- C. Different instances running on the same physical machine are isolated from each other via the Xen hypervisor.
- D. Different instances running on the same physical machine are isolated from each other via IAM permissions.

Answer: C

Explanation:

Amazon Elastic Compute Cloud (EC2) is a key component in Amazon's Infrastructure as a Service (IaaS), providing resizable computing capacity using server instances in AWS's data centers. Amazon EC2 is designed to make web-scale computing easier by enabling you to obtain and configure capacity with minimal friction.

You create and launch instances, which are collections of platform hardware and software. Different instances running on the same physical machine are isolated from each other via the Xen hypervisor.

Amazon is active in the Xen community, which provides awareness of the latest developments. In addition, the AWS firewall resides within the hypervisor layer, between the physical network interface and the instance's virtual interface. All packets must pass through this layer, thus an instance's neighbors have no more access to that instance than any other host on the Internet and can be treated as if they are on separate physical hosts. The physical RAM is separated using similar mechanisms.

Reference: <http://d0.awsstatic.com/whitepapers/Security/AWS%20Security%20Whitepaper.pdf>

NEW QUESTION 23

In Amazon RDS, security groups are ideally used to:

- A. Define maintenance period for database engines
- B. Launch Amazon RDS instances in a subnet
- C. Create, describe, modify, and delete DB instances
- D. Control what IP addresses or EC2 instances can connect to your databases on a DB instance

Answer: D

Explanation:

In Amazon RDS, security groups are used to control what IP addresses or EC2 instances can connect to your databases on a DB instance.

When you first create a DB instance, its firewall prevents any database access except through rules specified by an associated security group.

Reference: <http://docs.aws.amazon.com/AmazonRDS/latest/UserGuide/UsingWithRDS.html>

NEW QUESTION 28

In an experiment, if the minimum size for an Auto Scaling group is 1 instance, which of the following statements holds true when you terminate the running instance?

- A. Auto Scaling must launch a new instance to replace it.
- B. Auto Scaling will raise an alarm and send a notification to the user for action.
- C. Auto Scaling must configure the schedule actMty that terminates the instance after 5 days.
- D. Auto Scaling will terminate the experimen

Answer: A

Explanation:

If the minimum size for an Auto Scaling group is 1 instance, when you terminate the running instance, Auto Scaling must launch a new instance to replace it.

Reference: http://docs.aws.amazon.com/AutoScaling/latest/DeveloperGuide/AS_Concepts.html

NEW QUESTION 31

In Amazon EC2, while sharing an Amazon EBS snapshot, can the snapshots with AWS IV|arketplace product codes be public?

- A. Yes, but only for US-based providers.
- B. Yes, they can be public.
- C. No, they cannot be made public.
- D. Yes, they are automatically made public by the syste

Answer: C

Explanation:

Snapshots with AWS Marketplace product codes can't be made public. Reference:

<http://docs.amazonwebservices.com/AWSEC2/latest/UserGuide/ebs-modifying-snapshot-permissions.html>

NEW QUESTION 32

An organization has created an application which is hosted on the AWS EC2 instance. The application stores images to S3 when the end user uploads to it. The organization does not want to store the AWS secure credentials required to access the S3 inside the instance. Which of the below mentioned options is a possible solution to avoid any security threat?

- A. Use the IAM based single sign between the AWS resources and the organization application.
- B. Use the IAM role and assign it to the instance.
- C. Since the application is hosted on EC2, it does not need credentials to access S3.
- D. Use the X.509 certificates instead of the access and the secret access key

Answer: B

Explanation:

The AWS IAM role uses temporary security credentials to access AWS services. Once the role is assigned to an instance, it will not need any security credentials to be stored on the instance. Reference: <http://docs.aws.amazon.com/AWSEC2/latest/UserGuide/iam-roles-for-amazon-ec2.html>

NEW QUESTION 36

A user has launched 10 EC2 instances inside a placement group. Which of the below mentioned statements is true with respect to the placement group?

- A. All instances must be in the same AZ
- B. All instances can be across multiple regions
- C. The placement group cannot have more than 5 instances
- D. All instances must be in the same region

Answer: A

Explanation:

A placement group is a logical grouping of EC2 instances within a single Availability Zone. Using placement groups enables applications to participate in a low-latency, 10 Gbps network. Placement groups are recommended for applications that benefit from low network latency, high network throughput or both. Reference: <http://docs.aws.amazon.com/AWSEC2/latest/UserGuide/placement-groups.html>

NEW QUESTION 38

You are architecting an auto-scalable batch processing system using video processing pipelines and Amazon Simple Queue Service (Amazon SQS) for a customer. You are unsure of the limitations of SQS and need to find out. What do you think is a correct statement about the limitations of Amazon SQS?

- A. It supports an unlimited number of queues but a limited number of messages per queue for each user but automatically deletes messages that have been in the queue for more than 4 weeks.
- B. It supports an unlimited number of queues and unlimited number of messages per queue for each user but automatically deletes messages that have been in the queue for more than 4 days.
- C. It supports an unlimited number of queues but a limited number of messages per queue for each user but automatically deletes messages that have been in the queue for more than 4 days.
- D. It supports an unlimited number of queues and unlimited number of messages per queue for each user but automatically deletes messages that have been in the queue for more than 4 weeks.

Answer: B

Explanation:

Amazon Simple Queue Service (Amazon SQS) is a messaging queue service that handles message or workflows between other components in a system. Amazon SQS supports an unlimited number of queues and unlimited number of messages per queue for each user. Please be aware that Amazon SQS automatically deletes messages that have been in the queue for more than 4 days. Reference: <http://aws.amazon.com/documentation/sqs/>

NEW QUESTION 40

You log in to IAM on your AWS console and notice the following message. "Delete your root access keys." Why do you think IAM is requesting this?

- A. Because the root access keys will expire as soon as you log out.
- B. Because the root access keys expire after 1 week.
- C. Because the root access keys are the same for all users.
- D. Because they provide unrestricted access to your AWS resource

Answer: D

Explanation:

In AWS an access key is required in order to sign requests that you make using the command-line interface (CLI), using the AWS SDKs, or using direct API calls. Anyone who has the access key for your root account has unrestricted access to all the resources in your account, including billing information. One of the best ways to protect your account is to not have an access key for your root account. We recommend that unless you must have a root access key (this is very rare), that you do not generate one. Instead, AWS best practice is to create one or more AWS Identity and Access Management (IAM) users, give them the necessary permissions, and use IAM users for everyday interaction with AWS. Reference: <http://docs.aws.amazon.com/general/latest/gr/aws-access-keys-best-practices.html#root-password>

NEW QUESTION 43

Once again your customers are concerned about the security of their sensitive data and with their latest enquiry ask about what happens to old storage devices on AWS. What would be the best answer to this QUESTION ?

- A. AWS reformats the disks and uses them again.
- B. AWS uses the techniques detailed in DoD 5220.22-M to destroy data as part of the decommissioning process.
- C. AWS uses their own proprietary software to destroy data as part of the decommissioning process.
- D. AWS uses a 3rd party security organization to destroy data as part of the decommissioning process

Answer: B

Explanation:

When a storage device has reached the end of its useful life, AWS procedures include a decommissioning process that is designed to prevent customer data from being exposed to unauthorized individuals.

AWS uses the techniques detailed in DoD 5220.22-M ("National Industrial Security Program Operating Manual ") or NIST 800-88 ("Guidelines for Media Sanitization") to destroy data as part of the decommissioning process.

All decommissioned magnetic storage devices are degaussed and physically destroyed in accordance with industry-standard practices.

Reference: <http://d0.awsstatic.com/whitepapers/Security/AWS%20Security%20Whitepaper.pdf>

NEW QUESTION 45

You are setting up a very complex financial services grid and so far it has 5 Elastic IP (EIP) addresses.

You go to assign another EIP address, but all accounts are limited to 5 Elastic IP addresses per region by default, so you aren't able to. What is the reason for this?

- A. For security reasons.
- B. Hardware restrictions.
- C. Public (IPv4) internet addresses are a scarce resource.
- D. There are only 5 network interfaces per instance

Answer: C

Explanation:

Public (IPv4) internet addresses are a scarce resource. There is only a limited amount of public IP space available, and Amazon EC2 is committed to helping use that space efficiently.

By default, all accounts are limited to 5 Elastic IP addresses per region. If you need more than 5 Elastic IP addresses, AWS asks that you apply for your limit to be raised. They will ask you to think through your use case and help them understand your need for additional addresses.

Reference: http://aws.amazon.com/ec2/faqs/#How_many_instances_can_I_run_in_Amazon_EC2

NEW QUESTION 49

A major customer has asked you to set up his AWS infrastructure so that it will be easy to recover in the case of a disaster of some sort. Which of the following is important when thinking about being able to quickly launch resources in AWS to ensure business continuity in case of a disaster?

- A. Create and maintain AMIs of key servers where fast recovery is required.
- B. Regularly run your servers, test them, and apply any software updates and configuration changes.
- C. All items listed here are important when thinking about disaster recovery.
- D. Ensure that you have all supporting custom software packages available in AWS

Answer: C

Explanation:

In the event of a disaster to your AWS infrastructure you should be able to quickly launch resources in Amazon Web Services (AWS) to ensure business continuity.

The following are some key steps you should have in place for preparation:

1. Set up Amazon EC2 instances to replicate or mirror data.
2. Ensure that you have all supporting custom software packages available in AWS.
3. Create and maintain AMIs of key servers where fast recovery is required.
4. Regularly run these servers, test them, and apply any software updates and configuration changes.
5. Consider automating the provisioning of AWS resources.

Reference: http://d36cz9buwru1tt.cloudfront.net/AWS_Disaster_Recovery.pdf

NEW QUESTION 51

What does Amazon DynamoDB provide?

- A. A predictable and scalable MySQL database
- B. A fast and reliable PL/SQL database cluster
- C. A standalone Cassandra database, managed by Amazon Web Services
- D. A fast, highly scalable managed NoSQL database service

Answer: D

Explanation:

Amazon DynamoDB is a managed NoSQL database service offered by Amazon. It automatically manages tasks like scalability for you while it provides high availability and durability for your data, allowing you to concentrate in other aspects of your application.

Reference: check link - https://aws.amazon.com/running_databases/

NEW QUESTION 52

Does AWS CloudFormation support Amazon EC2 tagging?

- A. Yes, AWS CloudFormation supports Amazon EC2 tagging
- B. No, CloudFormation doesn't support any tagging
- C. No, it doesn't support Amazon EC2 tagging.
- D. It depends if the Amazon EC2 tagging has been defined in the template

Answer: A

Explanation:

In AWS CloudFormation, Amazon EC2 resources that support the tagging feature can also be tagged in an AWS template. The tag values can refer to template parameters, other resource names, resource attribute values (e.g. addresses), or values computed by simple functions (e.g., a concatenated list of strings).
Reference: <http://aws.amazon.com/cloudformation/faqs/>

NEW QUESTION 56

A user is accessing an EC2 instance on the SSH port for IP 10.20.30.40. Which one is a secure way to configure that the instance can be accessed only from this IP?

- A. In the security group, open port 22 for IP 10.20.30.40
- B. In the security group, open port 22 for IP 10.20.30.40/32
- C. In the security group, open port 22 for IP 10.20.30.40/24
- D. In the security group, open port 22 for IP 10.20.30.40/0

Answer: B

Explanation:

In AWS EC2, while configuring a security group, the user needs to specify the IP address in CIDR notation. The CIDR IP range 10.20.30.40/32 says it is for a single IP 10.20.30.40. If the user specifies the IP as 10.20.30.40 only, the security group will not accept and ask it in a CIRD format.
Reference: <http://docs.aws.amazon.com/AWSEC2/latest/UserGuide/using-network-security.html>

NEW QUESTION 57

You need to set up a high level of security for an Amazon Relational Database Service (RDS) you have just built in order to protect the confidential information stored in it. What are all the possible security groups that RDS uses?

- A. DB security groups, VPC security groups, and EC2 security groups.
- B. DB security groups only.
- C. EC2 security groups only.
- D. VPC security groups, and EC2 security group

Answer: A

Explanation:

A security group controls the access to a DB instance. It does so by allowing access to IP address ranges or Amazon EC2 instances that you specify. Amazon RDS uses DB security groups, VPC security groups, and EC2 security groups. In simple terms, a DB security group controls access to a DB instance that is not in a VPC, a VPC security group controls access to a DB instance inside a VPC, and an Amazon EC2 security group controls access to an EC2 instance and can be used with a DB instance.
Reference: <http://docs.aws.amazon.com/AmazonRDS/latest/UserGuide/Welcome.html>

NEW QUESTION 58

You have set up an Elastic Load Balancer (ELB) with the usual default settings, which route each request independently to the application instance with the smallest load. However, someone has asked you to bind a user's session to a specific application instance so as to ensure that all requests coming from the user during the session will be sent to the same application instance. AWS has a feature to do this. What is it called?

- A. Connection draining
- B. Proxy protocol
- C. Tagging
- D. Sticky session

Answer: D

Explanation:

An Elastic Load Balancer(ELB) by default, routes each request independently to the application instance with the smallest load. However, you can use the sticky session feature (also known as session affinity), which enables the load balancer to bind a user's session to a specific application instance. This ensures that all requests coming from the user during the session will be sent to the same application instance. The key to managing the sticky session is determining how long your load balancer should consistently route the user's request to the same application instance. If your application has its own session cookie, then you can set Elastic Load Balancing to create the session cookie to follow the duration specified by the application's session cookie. If your application does not have its own session cookie, then you can set Elastic Load Balancing to create a session cookie by specifying your own stickiness duration. You can associate stickiness duration for only HTTP/HTTPS load balancer listeners. An application instance must always receive and send two cookies: A cookie that defines the stickiness duration and a special Elastic Load Balancing cookie named AWSELB, that has the mapping to the application instance.
Reference: <http://docs.aws.amazon.com/ElasticLoadBalancing/latest/DeveloperGuide/TerminologyandKeyConcepts.html#session-stickiness>

NEW QUESTION 62

A user wants to achieve High Availability with PostgreSQL DB. Which of the below mentioned functionalities helps achieve HA?

- A. Multi AZ
- B. Read Replica
- C. Multi region
- D. PostgreSQL does not support HA

Answer: A

Explanation:

The Multi AZ feature allows the user to achieve High Availability. For Multi AZ, Amazon RDS automatically provisions and maintains a synchronous "standby" replica in a different Availability Zone. Reference: <http://docs.aws.amazon.com/AmazonRDS/latest/UserGuide/Welcome.html>

NEW QUESTION 66

You are building a system to distribute confidential documents to employees. Using CloudFront, what method could be used to serve content that is stored in S3,

but not publically accessible from S3 directly?

- A. Add the CloudFront account security group "amazon-cf/amazon-cf-sg" to the appropriate S3 bucket policy.
- B. Create a S3 bucket policy that lists the CloudFront distribution ID as the Principal and the target bucket as the Amazon Resource Name (ARN).
- C. Create an Identity and Access Management (IAM) User for CloudFront and grant access to the objects in your S3 bucket to that IAM User.
- D. Create an Origin Access Identity (OAI) for CloudFront and grant access to the objects in your S3 bucket to that OAI.

Answer: D

Explanation:

You restrict access to Amazon S3 content by creating an origin access identity, which is a special CloudFront user. You change Amazon S3 permissions to give the origin access identity permission to access your objects, and to remove permissions from everyone else. When your users access your Amazon S3 objects using CloudFront URLs, the CloudFront origin access identity gets the objects on your users' behalf. If your users try to access objects using Amazon S3 URLs, they're denied access. The origin access identity has permission to access objects in your Amazon S3 bucket, but users don't. Reference: <http://docs.aws.amazon.com/AmazonCloudFront/latest/DeveloperGuide/private-content-restricting-access-to-s3.html>

NEW QUESTION 70

Which one of the following answers is not a possible state of Amazon CloudWatch Alarm?

- A. INSUFFICIENT_DATA
- B. ALARM
- C. OK
- D. STATUS_CHECK_FAILED

Answer: D

Explanation:

Amazon CloudWatch Alarms have three possible states: OK: The metric is within the defined threshold ALARM: The metric is outside of the defined threshold INSUFFICIENT_DATA: The alarm has just started, the metric is not available, or not enough data is available for the metric to determine the alarm state Reference: <http://docs.aws.amazon.com/AmazonCloudWatch/latest/DeveloperGuide/AlarmThatSendsEmail.html>

NEW QUESTION 72

An organization has a statutory requirement to protect the data at rest for data stored in EBS volumes. Which of the below mentioned options can the organization use to achieve data protection?

- A. Data replication.
- B. Data encryption.
- C. Data snapshot.
- D. All the options listed here

Answer: D

Explanation:

For protecting the Amazon EBS data at REST, the user can use options, such as Data Encryption (Windows / Linux / third party based), Data Replication (AWS internally replicates data for redundancy), and Data Snapshot (for point in time backup). Reference: http://media.amazonwebservices.com/AWS_Security_Best_Practices.pdf

NEW QUESTION 76

The common use cases for DynamoDB Fine-Grained Access Control (FGAC) are cases in which the end user wants .

- A. to change the hash keys of the table directly
- B. to check if an IAM policy requires the hash keys of the tables directly
- C. to read or modify any codecommit key of the table directly, without a middle-tier service
- D. to read or modify the table directly, without a middle-tier service

Answer: D

Explanation:

FGAC can benefit any application that tracks information in a DynamoDB table, where the end user (or application client acting on behalf of an end user) wants to read or modify the table directly, without a middle-tier service. For instance, a developer of a mobile app named Acme can use FGAC to track the top score of every Acme user in a DynamoDB table. FGAC allows the application client to modify only the top score for the user that is currently running the application. Reference: http://aws.amazon.com/dynamodb/faqs/#security_anchor

NEW QUESTION 81

You need to set up security for your VPC and you know that Amazon VPC provides two features that you can use to increase security for your VPC: security groups and network access control lists (ACLs). You have already looked into security groups and you are now trying to understand ACLs. Which statement below is incorrect in relation to ACLs?

- A. Supports allow rules and deny rules.
- B. Is stateful: Return traffic is automatically allowed, regardless of any rules.
- C. Processes rules in number order when deciding whether to allow traffic.
- D. Operates at the subnet level (second layer of defense).

Answer: B

Explanation:

Amazon VPC provides two features that you can use to increase security for your VPC:

Security groups—Act as a firewall for associated Amazon EC2 instances, controlling both inbound and outbound traffic at the instance level

Network access control lists (ACLs)—Act as a firewall for associated subnets, controlling both inbound and outbound traffic at the subnet level

Security groups are stateful: (Return traffic is automatically allowed, regardless of any rules) Network ACLs are stateless: (Return traffic must be explicitly allowed by rules)

Reference: http://docs.aws.amazon.com/AmazonVPC/latest/UserGuide/VPC_Security.html

NEW QUESTION 83

A user comes to you and wants access to Amazon CloudWatch but only wants to monitor a specific LoadBalancer. Is it possible to give him access to a specific set of instances or a specific LoadBalancer?

- A. No because you can't use IAM to control access to CloudWatch data for specific resources.
- B. Ye
- C. You can use IAM to control access to CloudWatch data for specific resources.
- D. No because you need to be Sysadmin to access CloudWatch data.
- E. Ye
- F. Any user can see all CloudWatch data and needs no access right

Answer: A

Explanation:

Amazon CloudWatch integrates with AWS Identity and Access Management (IAM) so that you can specify which CloudWatch actions a user in your AWS Account can perform. For example, you could create an IAM policy that gives only certain users in your organization permission to use GetMetricStatistics. They could then use the action to retrieve data about your cloud resources.

You can't use IAM to control access to CloudWatch data for specific resources. For example, you can't give a user access to CloudWatch data for only a specific set of instances or a specific LoadBalancer. Permissions granted using IAM cover all the cloud resources you use with CloudWatch. In addition, you can't use IAM roles with the Amazon CloudWatch command line tools.

Using Amazon CloudWatch with IAM doesn't change how you use CloudWatch. There are no changes to CloudWatch actions, and no new CloudWatch actions related to users and access control.

Reference: <http://docs.aws.amazon.com/AmazonCloudWatch/latest/DeveloperGuide/UsingIAM.html>

NEW QUESTION 87

Which one of the below is not an AWS Storage Service?

- A. Amazon S3
- B. Amazon Glacier
- C. Amazon CloudFront
- D. Amazon EBS

Answer: C

Explanation:

AWS Storage Services are: Amazon S3

Amazon Glacier Amazon EBS

AWS Storage Gateway

Reference: <https://console.aws.amazon.com/console>

NEW QUESTION 92

Regarding Amazon Route 53, if your application is running on Amazon EC2 instances in two or more Amazon EC2 regions and if you have more than one Amazon EC2 instance in one or more regions, you can use to route traffic to the correct region and then use to route traffic to instances within the region, based on probabilities that you specify.

- A. weighted-based routing; alias resource record sets
- B. latency-based routing; weighted resource record sets
- C. weighted-based routing; weighted resource record sets
- D. latency-based routing; alias resource record sets

Answer: B

Explanation:

Regarding Amazon Route 53, if your application is running on Amazon EC2 instances in two or more Amazon EC2 regions, and if you have more than one Amazon EC2 instance in one or more regions, you can use latency-based routing to route traffic to the correct region and then use weighted resource record sets to route traffic to instances within the region based on weights that you specify.

Reference: <http://docs.aws.amazon.com/Route53/latest/DeveloperGuide/Tutorials.html>

NEW QUESTION 96

You are configuring a new VPC for one of your clients for a cloud migration project, and only a public VPN will be in place. After you created your VPC, you created a new subnet, a new internet gateway, and attached your internet gateway to your VPC. When you launched your first instance into your VPC, you realized that you aren't able to connect to the instance, even if it is configured with an elastic IP. What should be done to access the instance?

- A. A route should be created as 0.0.0.0/0 and your internet gateway as target.
- B. Attach another ENI to the instance and connect via new ENI.
- C. A NAT instance should be created and all traffic should be forwarded to NAT instance.
- D. A NACL should be created that allows all outbound traffi

Answer: A

Explanation:

All traffic should be routed via Internet Gateway. So, a route should be created with 0.0.0.0/0 as a source, and your Internet Gateway as your target.

Reference: http://docs.aws.amazon.com/AmazonVPC/latest/UserGuide/VPC_Scenario1.html

NEW QUESTION 101

You are setting up some EBS volumes for a customer who has requested a setup which includes a RAID (redundant array of inexpensive disks). AWS has some recommendations for RAID setups. Which RAID setup is not recommended for Amazon EBS?

- A. RAID 5 only
- B. RAID 5 and RAID 6
- C. RAID 1 only
- D. RAID 1 and RAID 6

Answer: B

Explanation:

With Amazon EBS, you can use any of the standard RAID configurations that you can use with a traditional bare metal server, as long as that particular RAID configuration is supported by the operating system for your instance. This is because all RAID is accomplished at the software level. For greater I/O performance than you can achieve with a single volume, RAID 0 can stripe multiple volumes together; for on-instance redundancy, RAID 1 can mirror two volumes together. RAID 5 and RAID 6 are not recommended for Amazon EBS because the parity write operations of these RAID modes consume some of the IOPS available to your volumes.

Reference: <http://docs.aws.amazon.com/AWSEC2/latest/UserGuide/raid-config.html>

NEW QUESTION 102

You receive the following request from a client to quickly deploy a static website for them, specifically on AWS. The requirements are low-cost, reliable, online storage, and a reliable and cost-effective way to route customers to the website, as well as a way to deliver content with low latency and high data transfer speeds so that visitors to his website don't experience unnecessary delays. What do you think would be the minimum AWS services that could fulfill the client's request?

- A. Amazon Route 53, Amazon CloudFront and Amazon VPC.
- B. Amazon S3, Amazon Route 53 and Amazon RDS
- C. Amazon S3, Amazon Route 53 and Amazon CloudFront
- D. Amazon S3 and Amazon Route 53.

Answer: C

Explanation:

You can easily and inexpensively use AWS to host a website that uses client-side technologies (such as HTML, CSS, and JavaScript) and does not require server-side technologies (such as PHP and ASP.NET). This type of site is called a static website, and is used to display content that does not change frequently. Before you create and deploy a static website, you must plan your architecture to ensure that it meets your requirements. Amazon S3, Amazon Route 53, and Amazon CloudFront would be required in this instance.

Reference: <http://docs.aws.amazon.com/gettingstarted/latest/swl/website-hosting-intro.html>

NEW QUESTION 107

What is the network performance offered by the c4.8xlarge instance in Amazon EC2?

- A. 20 Gigabit
- B. 10 Gigabit
- C. Very High but variable
- D. 5 Gigabit

Answer: B

Explanation:

Networking performance offered by the c4.8xlarge instance is 10 Gigabit. Reference: <http://aws.amazon.com/ec2/instance-types/>

NEW QUESTION 110

You are planning and configuring some EBS volumes for an application. In order to get the most performance out of your EBS volumes, you should attach them to an instance with enough to support your volumes.

- A. Redundancy
- B. Storage
- C. Bandwidth
- D. Memory

Answer: C

Explanation:

When you plan and configure EBS volumes for your application, it is important to consider the configuration of the instances that you will attach the volumes to. In order to get the most performance out of your EBS volumes, you should attach them to an instance with enough bandwidth to support your volumes, such as an EBS-optimized instance or an instance with 10 Gigabit network connectMty. This is especially important when you use General Purpose (SSD) or Provisioned IOPS (SSD) volumes, or when you stripe multiple volumes together in a RAID configuration.

Reference: <http://docs.aws.amazon.com/AWSEC2/latest/UserGuide/ebs-ec2-config.html>

NEW QUESTION 114

A user is hosting a website in the US West-1 region. The website has the highest client base from the Asia-Pacific (Singapore / Japan) region. The application is accessing data from S3 before serving it to client. Which of the below mentioned regions gives a better performance for S3 objects?

- A. Japan
- B. Singapore
- C. US East

D. US West-1

Answer: D

Explanation:

Access to Amazon S3 from within Amazon EC2 in the same region is fast. In this aspect, though the client base is Singapore, the application is being hosted in the US West-1 region. Thus, it is recommended that S3 objects be stored in the US-West-1 region.

Reference: http://media.amazonwebservices.com/AWS_Storage_Options.pdf

NEW QUESTION 116

Which of the following statements is true of tagging an Amazon EC2 resource?

- A. You don't need to specify the resource identifier while terminating a resource.
- B. You can terminate, stop, or delete a resource based solely on its tags.
- C. You can't terminate, stop, or delete a resource based solely on its tags.
- D. You don't need to specify the resource identifier while stopping a resource.

Answer: C

Explanation:

You can assign tags only to resources that already exist. You can't terminate, stop, or delete a resource based solely on its tags; you must specify the resource identifier.

Reference: http://docs.amazonwebservices.com/AWSEC2/latest/UserGuide/Using_Tags.html

NEW QUESTION 119

The AWS CloudHSM service defines a resource known as a high-availability (HA) , which is a virtual partition that represents a group of partitions, typically distributed between several physical HSMs for high-availability.

- A. proxy group
- B. partition group
- C. functional group
- D. relational group

Answer: B

Explanation:

The AWS CloudHSM service defines a resource known as a high-availability (HA) partition group, which is a virtual partition that represents a group of partitions, typically distributed between several physical HSMs for high-availability.

Reference: <http://docs.aws.amazon.com/cloudhsm/latest/userguide/configuring-ha.html>

NEW QUESTION 120

After setting up some EC2 instances you now need to set up a monitoring solution to keep track of these instances and to send you an email when the CPU hits a certain threshold. Which statement below best describes what thresholds you can set to trigger a CloudWatch Alarm?

- A. Set a target value and choose whether the alarm will trigger when the value is greater than (>), greater than or equal to (>=), less than (<), or less than or equal to (<=) that value.
- B. Thresholds need to be set in IAM not CloudWatch
- C. Only default thresholds can be set you can't choose your own thresholds.
- D. Set a target value and choose whether the alarm will trigger when the value hits this threshold

Answer: A

Explanation:

Amazon CloudWatch is a monitoring service for AWS cloud resources and the applications you run on AWS. You can use Amazon CloudWatch to collect and track metrics, collect and monitor log files, and set alarms.

When you create an alarm, you first choose the Amazon CloudWatch metric you want it to monitor. Next, you choose the evaluation period (e.g., five minutes or one hour) and a statistical value to measure (e.g., Average or Maximum).

To set a threshold, set a target value and choose whether the alarm will trigger when the value is greater than (>), greater than or equal to (>=), less than (<), or less than or equal to (<=) that value.

Reference: <http://aws.amazon.com/cloudwatch/faqs/>

NEW QUESTION 124

After moving an E-Commerce website for a client from a dedicated server to AWS you have also set up auto scaling to perform health checks on the instances in your group and replace instances that fail these checks. Your client has come to you with his own health check system that he wants you to use as it has proved to be very useful prior to his site running on AWS. What do you think would be an appropriate response to this given all that you know about auto scaling?

- A. It is not possible to implement your own health check system
- B. You need to use AWS's health check system.
- C. It is not possible to implement your own health check system due to compatibility issues.
- D. It is possible to implement your own health check system and then send the instance's health information directly from your system to Cloud Watch.
- E. It is possible to implement your own health check system and then send the instance's health information directly from your system to Cloud Watch but only in the US East (Virginia) region.

Answer: C

Explanation:

Auto Scaling periodically performs health checks on the instances in your group and replaces instances that fail these checks. By default, these health checks use the results of EC2 instance status checks to determine the health of an instance. If you use a load balancer with your Auto Scaling group, you can optionally choose to include the results of Elastic Load Balancing health checks.

Auto Scaling marks an instance unhealthy if the calls to the Amazon EC2 action DescribeInstanceStatus returns any other state other than running, the system status shows impaired, or the calls to Elastic Load Balancing action DescribeInstanceHealth returns OutOfService in the instance state field.

After an instance is marked unhealthy because of an Amazon EC2 or Elastic Load Balancing health check, it is scheduled for replacement.

You can customize the health check conducted by your Auto Scaling group by specifying additional checks or by having your own health check system and then sending the instance's health information directly from your system to Auto Scaling.

Reference: <http://docs.aws.amazon.com/AutoScaling/latest/DeveloperGuide/healthcheck.html>

NEW QUESTION 128

Mike is appointed as Cloud Consultant in Netcrak Inc. Netcrak has the following VPCs set-up in the US East Region:

A VPC with CIDR block 10.10.0.0/16, a subnet in that VPC with CIDR block 10.10.1.0/24 A VPC with CIDR block 10.40.0.0/16, a subnet in that VPC with CIDR block 10.40.1.0/24

Netcrak Inc is trying to establish network connection between two subnets, a subnet with CIDR block 10.10.1.0/24 and another subnet with CIDR block 10.40.1.0/24. Which one of the following solutions should Mke recommend to Netcrak Inc?

- A. Create 2 Virtual Private Gateways and configure one with each VPC.
- B. Create one EC2 instance in each subnet, assign Elastic IPs to both instances, and configure a set up Site-to-Site VPN connection between both EC2 instances.
- C. Create a VPC Peering connection between both VPCs.
- D. Create 2 Internet Gateways, and attach one to each VP

Answer: C

Explanation:

A VPC peering connection is a networking connection between two VPCs that enables you to route traffic between them using private IP addresses. EC2 instances in either VPC can communicate with each other as if they are within the same network. You can create a VPC peering connection between your own VPCs, or with a VPC in another AWS account within a single region.

AWS uses the existing infrastructure of a VPC to create a VPC peering connection; it is neither a gateway nor a VPN connection, and does not rely on a separate piece of physical hardware.

Reference: <http://docs.aws.amazon.com/AmazonVPC/latest/UserGuide/vpc-peering.html>

NEW QUESTION 131

A favored client needs you to quickly deploy a database that is a relational database service with minimal administration as he wants to spend the least amount of time administering it. Which database would be the best option?

- A. Amazon SimpleDB
- B. Your choice of relational AMs on Amazon EC2 and EBS.
- C. Amazon RDS
- D. Amazon Redshift

Answer: C

Explanation:

Amazon Relational Database Service (Amazon RDS) is a web service that makes it easy to set up, operate, and scale a relational database in the cloud. It provides cost-efficient and resizable capacity while managing time-consuming database administration tasks, freeing you up to focus on your applications and business.

Amazon RDS gives you access to the capabilities of a familiar MySQL, Oracle, SQL Server, or PostgreSQL database engine. This means that the code, applications, and tools you already use today with your existing databases can be used with Amazon RDS. Amazon RDS automatically patches the database software and backs up your database, storing the backups for a user-defined retention period and enabling point-in-time recovery.

Reference: https://aws.amazon.com/running_databases/#rds_anchor

NEW QUESTION 133

How many types of block devices does Amazon EC2 support?

- A. 4
- B. 5
- C. 2
- D. 1

Answer: C

Explanation:

Amazon EC2 supports 2 types of block devices. Reference:

<http://docs.amazonwebservices.com/AWSEC2/latest/UserGuide/block-device-mapping-concepts.html>

NEW QUESTION 135

A user wants to increase the durability and availability of the EBS volume. Which of the below mentioned actions should he perform?

- A. Take regular snapshots.
- B. Create an AMI.
- C. Create EBS with higher capacity.
- D. Access EBS regularl

Answer: A

Explanation:

In Amazon Web Services, Amazon EBS volumes that operate with 20 GB or less of modified data since their most recent snapshot can expect an annual failure rate (AFR) between 0.1% and 0.5%. For this reason, to maximize both durability and availability of their Amazon EBS data, the user should frequently create

snapshots of the Amazon EBS volumes.

Reference: http://media.amazonwebservices.com/AWS_Storage_Options.pdf

NEW QUESTION 138

In relation to AWS CloudHSM, High-availability (HA) recovery is hands-off resumption by failed HA group members.

Prior to the introduction of this function, the HA feature provided redundancy and performance, but required that a failed/lost group member be reinstated.

- A. automatically
- B. periodically
- C. manually
- D. continuously

Answer: C

Explanation:

In relation to AWS CloudHSM, High-availability (HA) recovery is hands-off resumption by failed HA group members.

Prior to the introduction of this function, the HA feature provided redundancy and performance, but required that a failed/lost group member be manually reinstated.

Reference: <http://docs.aws.amazon.com/cloudhsm/latest/userguide/ha-best-practices.html>

NEW QUESTION 140

Any person or application that interacts with AWS requires security credentials. AWS uses these credentials to identify who is making the call and whether to allow the requested access. You have just set up a VPC network for a client and you are now thinking about the best way to secure this network. You set up a security group called vpcsecuritygroup. Which following statement is true in respect to the initial settings that will be applied to this security group if you choose to use the default settings for this group?

- A. Allow all inbound traffic and allow no outbound traffic.
- B. Allow no inbound traffic and allow all outbound traffic.
- C. Allow inbound traffic on port 80 only and allow all outbound traffic.
- D. Allow all inbound traffic and allow all outbound traffic

Answer: B

Explanation:

Amazon VPC provides advanced security features such as security groups and network access control lists to enable inbound and outbound filtering at the instance level and subnet level.

AWS assigns each security group a unique ID in the form sg-xxxxxxx. The following are the initial settings for a security group that you create:

Allow no inbound traffic Allow all outbound traffic

Reference: <http://docs.aws.amazon.com/AWSEC2/latest/UserGuide/using-network-security.html>

NEW QUESTION 143

You are using Amazon SES as an email solution but are unsure of what its limitations are. Which statement below is correct in regards to that?

- A. New Amazon SES users who have received production access can send up to 1,000 emails per 24-hour period, at a maximum rate of 10 emails per second.
- B. Every Amazon SES sender has a the same set of sending limits
- C. Sending limits are based on messages rather than on recipients
- D. Every Amazon SES sender has a unique set of sending limits

Answer: D

Explanation:

Amazon Simple Email Service (Amazon SES) is a highly scalable and cost-effective email-sending service for businesses and developers. Amazon SES eliminates the complexity and expense of building an in-house email solution or licensing, installing, and operating a third-party email service for this type of email communication.

Every Amazon SES sender has a unique set of sending limits, which are calculated by Amazon SES on an ongoing basis:

Sending quota — the maximum number of emails you can send in a 24-hour period. Maximum send rate — the maximum number of emails you can send per second.

New Amazon SES users who have received production access can send up to 10,000 emails per 24-hour period, at a maximum rate of 5 emails per second.

Amazon SES automatically adjusts these limits upward, as long as you send high-quality email. If your existing quota is not adequate for your needs and the system has not automatically increased your quota, you can submit an SES Sending Quota Increase case at any time.

Sending limits are based on recipients rather than on messages. You can check your sending limits at any time by using the Amazon SES console.

Note that if your email is detected to be of poor or QUESTION able quality (e.g., high complaint rates, high bounce rates, spam, or abusive content), Amazon SES might temporarily or permanently reduce your permitted send volume, or take other action as AWS deems appropriate.

Reference: <https://aws.amazon.com/ses/faqs/>

NEW QUESTION 148

Having just set up your first Amazon Virtual Private Cloud (Amazon VPC) network, which defined a default network interface, you decide that you need to create and attach an additional network interface, known as an elastic network interface (ENI) to one of your instances. Which of the following statements is true regarding attaching network interfaces to your instances in your VPC?

- A. You can attach 5 ENIs per instance type.
- B. You can attach as many ENIs as you want.
- C. The number of ENIs you can attach varies by instance type.
- D. You can attach 100 ENIs total regardless of instance type

Answer: C

Explanation:

Each instance in your VPC has a default network interface that is assigned a private IP address from the IP address range of your VPC. You can create and attach

an additional network interface, known as an elastic network interface (ENI), to any instance in your VPC. The number of ENIs you can attach varies by instance type.

NEW QUESTION 150

You have set up an S3 bucket with a number of images in it and you have decided that you want anybody to be able to access these images, even anonymous users. To accomplish this you create a bucket policy. You will need to use an Amazon S3 bucket policy that specifies a in the principal element, which means anyone can access the bucket.

- A. hash tag (#)
- B. anonymous user
- C. wildcard (*)
- D. S3 user

Answer: C

Explanation:

You can use the AWS Policy Generator to create a bucket policy for your Amazon S3 bucket. You can then use the generated document to set your bucket policy by using the Amazon S3 console, by a number of third-party tools, or via your application.

You use an Amazon S3 bucket policy that specifies a wildcard (*) in the principal element, which means anyone can access the bucket. With anonymous access, anyone (including users without an AWS account) will be able to access the bucket.

Reference: <http://docs.aws.amazon.com/IAM/latest/UserGuide/iam-troubleshooting.html#d0e20565>

NEW QUESTION 152

You have been asked to build AWS infrastructure for disaster recovery for your local applications and within that you should use an AWS Storage Gateway as part of the solution. Which of the following best describes the function of an AWS Storage Gateway?

- A. Accelerates transferring large amounts of data between the AWS cloud and portable storage devices .
- B. A web service that speeds up distribution of your static and dynamic web content.
- C. Connects an on-premises software appliance with cloud-based storage to provide seamless and secure integration between your on-premises IT environment and AWS's storage infrastructure.
- D. Is a storage service optimized for infrequently used data, or "cold data."

Answer: C

Explanation:

AWS Storage Gateway connects an on-premises software appliance with cloud-based storage to provide seamless integration with data security features between your on-premises IT environment and the Amazon Web Services (AWS) storage infrastructure. You can use the service to store data in the AWS cloud for scalable and cost-effective storage that helps maintain data security. AWS Storage Gateway offers both volume-based and tape-based storage solutions:

Volume gateways Gateway-cached volumes Gateway-stored volumes

Gateway-virtual tape library (VTL)

Reference:

http://media.amazonwebservices.com/architecturecenter/AWS_ac_ra_disasterrecovery_07.pdf

NEW QUESTION 155

What is the time period with which metric data is sent to CloudWatch when detailed monitoring is enabled on an Amazon EC2 instance?

- A. 15 minutes
- B. 5 minutes
- C. 1 minute
- D. 45 seconds

Answer: C

Explanation:

By default, Amazon EC2 metric data is automatically sent to CloudWatch in 5-minute periods. However, you can, enable detailed monitoring on an Amazon EC2 instance, which sends data to CloudWatch in

1-minute periods

Reference: <http://docs.aws.amazon.com/AWSEC2/latest/UserGuide/using-cloudwatch.html>

NEW QUESTION 160

Which of the following features are provided by Amazon EC2?

- A. Exadata Database Machine, Optimized Storage Management, Flashback Technology, and Data Warehousing
- B. Instances, Amazon Machine Images (AMIs), Key Pairs, Amazon EBS Volumes, Firewall, Elastic IP address, Tags, and Virtual Private Clouds (VPCs)
- C. Real Application Clusters (RAC), ElastiCache Machine Images (EMIs), Data Warehousing, Flashback Technology, Dynamic IP address
- D. Exadata Database Machine, Real Application Clusters (RAC), Data Guard, Table and Index Partitioning, and Data Pump Compression

Answer: B

Explanation:

Amazon EC2 provides the following features:

- Virtual computing environments, known as instances;
- Pre-configured templates for your instances, known as Amazon Machine Images (AMIs), that package the bits you need for your server (including the operating system and additional software)
- Various configurations of CPU, memory, storage, and networking capacity for your instances, known as instance types
- Secure login information for your instances using key pairs (AWS stores the public key, and you store the private key in a secure place)
- Storage volumes for temporary data that's deleted when you stop or terminate your instance, known as instance store volumes
- Persistent storage volumes for your data using Amazon Elastic Block Store (Amazon EBS), known as Amazon EBS volumes
- Multiple physical locations for your resources, such as instances and Amazon EBS volumes, known as regions and Availability Zones

- A firewall that enables you to specify the protocols, ports, and source IP ranges that can reach your instances using security groups
 - Static IP addresses for dynamic cloud computing, known as Elastic IP addresses
 - Metadata, known as tags, that you can create and assign to your Amazon EC2 resources
 - Virtual networks you can create that are logically isolated from the rest of the AWS cloud, and that you can optionally connect to your own network, known as virtual private clouds (VPCs).
- Reference: <http://docs.aws.amazon.com/AWSEC2/latest/UserGuide/concepts.html>

NEW QUESTION 161

In Amazon Elastic Compute Cloud, which of the following is used for communication between instances in the same network (EC2-Classic or a VPC)?

- A. Private IP addresses
- B. Elastic IP addresses
- C. Static IP addresses
- D. Public IP addresses

Answer: A

Explanation:

A private IP address is an IP address that's not reachable over the Internet. You can use private IP addresses for communication between instances in the same network (EC2-Classic or a VPC). Reference: <http://docs.amazonwebservices.com/AWSEC2/latest/UserGuide/using-instance-addressing.html>

NEW QUESTION 163

Are penetration tests allowed as long as they are limited to the customer's instances?

- A. Yes, they are allowed but only for selected regions.
- B. No, they are never allowed.
- C. Yes, they are allowed without any permission.
- D. Yes, they are allowed but only with approval.

Answer: D

Explanation:

Penetration tests are allowed after obtaining permission from AWS to perform them. Reference: <http://aws.amazon.com/security/penetration-testing/>

NEW QUESTION 168

A user has created an ELB with the availability zone US-East-1A. The user wants to add more zones to ELB to achieve High Availability. How can the user add more zones to the existing ELB?

- A. The user should stop the ELB and add zones and instances as required
- B. The only option is to launch instances in different zones and add to ELB
- C. It is not possible to add more zones to the existing ELB
- D. The user can add zones on the fly from the AWS console

Answer: D

Explanation:

The user has created an Elastic Load Balancer with the availability zone and wants to add more zones to the existing ELB. The user can do so in two ways: From the console or CLI, add new zones to ELB; Launch instances in a separate AZ and add instances to the existing ELB. Reference: <http://docs.aws.amazon.com/ElasticLoadBalancing/latest/DeveloperGuide/enable-disable-az.html>

NEW QUESTION 173

A user is sending bulk emails using AWS SES. The emails are not reaching some of the targeted audience because they are not authorized by the ISPs. How can the user ensure that the emails are all delivered?

- A. Send an email using DKIM with SES.
- B. Send an email using SMTP with SES.
- C. Open a ticket with AWS support to get it authorized with the ISP.
- D. Authorize the ISP by sending emails from the development account

Answer: A

Explanation:

Domain Keys Identified Mail (DKIM) is a standard that allows senders to sign their email messages and ISPs, and use those signatures to verify that those messages are legitimate and have not been modified by a third party in transit. Reference: <http://docs.aws.amazon.com/ses/latest/DeveloperGuide/dkim.html>

NEW QUESTION 176

A user has launched a large EBS backed EC2 instance in the US-East-1a region. The user wants to achieve Disaster Recovery (DR) for that instance by creating another small instance in Europe. How can the user achieve DR?

- A. Copy the instance from the US East region to the EU region
- B. Use the "Launch more like this" option to copy the instance from one region to another
- C. Copy the running instance using the "Instance Copy" command to the EU region
- D. Create an AMI of the instance and copy the AMI to the EU region
- E. Then launch the instance from the EU AMI

Answer: D

Explanation:

To launch an EC2 instance it is required to have an AMI in that region. If the AMI is not available in that region, then create a new AMI or use the copy command to copy the AMI from one region to the other region.

Reference: <http://docs.aws.amazon.com/AWSEC2/latest/UserGuide/CopyingAMIs.html>

NEW QUESTION 179

Which one of the below doesn't affect Amazon CloudFront billing?

- A. Distribution Type
- B. Data Transfer Out
- C. Dedicated IP SSL Certificates
- D. Requests

Answer: A

Explanation:

Amazon CloudFront is a web service for content delivery. CloudFront delivers your content using a global network of edge locations and works seamlessly with Amazon S3 which durably stores the original and definitive versions of your files.

Amazon CloudFront billing is mainly affected by Data Transfer Out

Edge Location Traffic Distribution Requests

Dedicated IP SSL Certificates

Reference: <http://calculator.s3.amazonaws.com/index.html>

NEW QUESTION 180

A user is trying to launch a similar EC2 instance from an existing instance with the option "Launch More like this". The AMI of the selected instance is deleted. What will happen in this case?

- A. AWS does not need an AMI for the "Launch more like this" option
- B. AWS will launch the instance but will not create a new AMI
- C. AWS will create a new AMI and launch the instance
- D. AWS will throw an error saying that the AMI is deregistered

Answer: D

Explanation:

If the user has deregistered the AMI of an EC2 instance and is trying to launch a similar instance with the option "Launch more like this", AWS will throw an error saying that the AMI is deregistered or not available.

Reference: <http://docs.aws.amazon.com/AWSEC2/latest/UserGuide/launching-instance.html>

NEW QUESTION 184

Your company has multiple IT departments, each with their own VPC. Some VPCs are located within the same AWS account, and others in a different AWS account. You want to peer together all VPCs to enable the IT departments to have full access to each others' resources. There are certain limitations placed on VPC peering. Which of the following statements is incorrect in relation to VPC peering?

- A. Private DNS values cannot be resolved between instances in peered VPCs.
- B. You can have up to 3 VPC peering connections between the same two VPCs at the same time.
- C. You cannot create a VPC peering connection between VPCs in different regions.
- D. You have a limit on the number active and pending VPC peering connections that you can have per VPC.

Answer: B

Explanation:

To create a VPC peering connection with another VPC, you need to be aware of the following limitations and rules:

You cannot create a VPC peering connection between VPCs that have matching or overlapping CIDR blocks.

You cannot create a VPC peering connection between VPCs in different regions.

You have a limit on the number active and pending VPC peering connections that you can have per VPC. VPC peering does not support transitive peering relationships; in a VPC peering connection, your VPC will not have access to any other VPCs that the peer VPC may be peered with. This includes VPC peering connections that are established entirely within your own AWS account.

You cannot have more than one VPC peering connection between the same two VPCs at the same time. The Maximum Transmission Unit (MTU) across a VPC peering connection is 1500 bytes.

A placement group can span peered VPCs; however, you will not get full-bisection bandwidth between instances in peered VPCs.

Unicast reverse path forwarding in VPC peering connections is not supported.

You cannot reference a security group from the peer VPC as a source or destination for ingress or egress rules in your security group. Instead, reference CIDR blocks of the peer VPC as the source or destination of your security group's ingress or egress rules.

Private DNS values cannot be resolved between instances in peered VPCs. Reference:

<http://docs.aws.amazon.com/AmazonVPC/latest/PeeringGuide/vpc-peering-overview.html#vpc-peering-limitations>

NEW QUESTION 185

You are architecting a highly-scalable and reliable web application which will have a huge amount of content. You have decided to use CloudFront as you know it will speed up distribution of your static and dynamic web content and know that Amazon CloudFront integrates with Amazon CloudWatch metrics so that you can monitor your web application. Because you live in Sydney you have chosen the Asia Pacific (Sydney) region in the AWS console. However you have set up this up but no CloudFront metrics seem to be appearing in the CloudWatch console. What is the most likely reason from the possible choices below for this?

- A. Metrics for CloudWatch are available only when you choose the same region as the application you are monitoring.
- B. You need to pay for CloudWatch for it to become active.
- C. Metrics for CloudWatch are available only when you choose the US East (Virginia)
- D. Virginia)

E. Metrics for CloudWatch are not available for the Asia Pacific region as yet

Answer: C

Explanation:

CloudFront is a global service, and metrics are available only when you choose the US East (N. Virginia) region in the AWS console. If you choose another region, no CloudFront metrics will appear in the CloudWatch console.

Reference:

<http://docs.aws.amazon.com/AmazonCloudFront/latest/DeveloperGuide/monitoring-using-cloudwatch.html>

NEW QUESTION 187

A friend wants you to set up a small BitTorrent storage area for him on Amazon S3. You tell him it is highly unlikely that AWS would allow such a thing in their infrastructure. However you decide to investigate. Which of the following statements best describes using BitTorrent with Amazon S3?

- A. Amazon S3 does not support the BitTorrent protocol because it is used for pirated software.
- B. You can use the BitTorrent protocol but only for objects that are less than 100 GB in size.
- C. You can use the BitTorrent protocol but you need to ask AWS for specific permissions first.
- D. You can use the BitTorrent protocol but only for objects that are less than 5 GB in size.

Answer: D

Explanation:

BitTorrent is an open, peer-to-peer protocol for distributing files. You can use the BitTorrent protocol to retrieve any publicly-accessible object in Amazon S3. Amazon S3 supports the BitTorrent protocol so that developers can save costs when distributing content at high scale. Amazon S3 is useful for simple, reliable storage of any data. The default distribution mechanism for Amazon S3 data is via client/server download. In client/server distribution, the entire object is transferred point-to-point from Amazon S3 to every authorized user who requests that object. While client/server delivery is appropriate for a wide variety of use cases, it is not optimal for everybody. Specifically, the costs of client/server distribution increase linearly as the number of users downloading objects increases. This can make it expensive to distribute popular objects.

BitTorrent addresses this problem by recruiting the very clients that are downloading the object as distributors themselves: Each client downloads some pieces of the object from Amazon S3 and some from other clients, while simultaneously uploading pieces of the same object to other interested "peers." The benefit for publishers is that for large, popular files the amount of data actually supplied by Amazon S3 can be substantially lower than what it would have been serving the same clients via client/server download. Less data transferred means lower costs for the publisher of the object.

Reference: <http://docs.aws.amazon.com/AmazonS3/latest/dev/S3Torrent.html>

NEW QUESTION 189

A user has configured a website and launched it using the Apache web server on port 80. The user is using ELB with the EC2 instances for Load Balancing. What should the user do to ensure that the EC2 instances accept requests only from ELB?

- A. Configure the security group of EC2, which allows access to the ELB source security group
- B. Configure the EC2 instance so that it only listens on the ELB port
- C. Open the port for an ELB static IP in the EC2 security group
- D. Configure the security group of EC2, which allows access only to the ELB listener

Answer: A

Explanation:

When a user is configuring ELB and registering the EC2 instances with it, ELB will create a source security group. If the user wants to allow traffic only from ELB, he should remove all the rules set for the other requests and open the port only for the ELB source security group.

Reference:

<http://docs.aws.amazon.com/ElasticLoadBalancing/latest/DeveloperGuide/using-elb-security-groups.html>

NEW QUESTION 194

You have been given a scope to set up an AWS Media Sharing Framework for a new start up photo sharing company similar to flickr. The first thing that comes to mind about this is that it will obviously need a huge amount of persistent data storage for this framework. Which of the following storage options would be appropriate for persistent storage?

- A. Amazon Glacier or Amazon S3
- B. Amazon Glacier or AWS Import/Export
- C. AWS Import/Export or Amazon CloudFront
- D. Amazon EBS volumes or Amazon S3

Answer: D

Explanation:

Persistent storage-If you need persistent virtual disk storage similar to a physical disk drive for files or other data that must persist longer than the lifetime of a single Amazon EC2 instance, Amazon EBS volumes or Amazon S3 are more appropriate.

Reference: http://media.amazonwebservices.com/AWS_Storage_Options.pdf

NEW QUESTION 199

After deploying a new website for a client on AWS, he asks if you can set it up so that if it fails it can be automatically redirected to a backup website that he has stored on a dedicated server elsewhere. You are wondering whether Amazon Route 53 can do this. Which statement below is correct in regards to Amazon Route 53?

- A. Amazon Route 53 can't help detect an outage
- B. You need to use another service.
- C. Amazon Route 53 can help detect an outage of your website and redirect your end users to alternate locations.
- D. Amazon Route 53 can help detect an outage of your website but can't redirect your end users to alternate locations.
- E. Amazon Route 53 can't help detect an outage of your website, but can redirect your end users to alternate locations.

Answer: B

Explanation:

With DNS Failover, Amazon Route 53 can help detect an outage of your website and redirect your end users to alternate locations where your application is operating properly.

Reference:

<http://aws.amazon.com/about-aws/whats-new/2013/02/11/announcing-dns-failover-for-route-53/>

NEW QUESTION 200

You need to create a management network using network interfaces for a virtual private cloud (VPC) network. Which of the following statements is incorrect pertaining to Best Practices for Configuring Network Interfaces.

- A. You can detach secondary (ethN) network interfaces when the instance is running or stoppe
- B. However, you can't detach the primary (eth0) interface.
- C. Launching an instance with multiple network interfaces automatically configures interfaces, private IP addresses, and route tables on the operating system of the instance.
- D. You can attach a network interface in one subnet to an instance in another subnet in the same VPC, however, both the network interface and the instance must reside in the same Availability Zone.
- E. Attaching another network interface to an instance is a valid method to increase or double the network bandwidth to or from the dual-homed instance

Answer: D

Explanation:

Best Practices for Configuring Network Interfaces

You can attach a network interface to an instance when it's running (hot attach), when it's stopped (warm attach), or when the instance is being launched (cold attach).

You can detach secondary (ethN) network interfaces when the instance is running or stopped. However, you can't detach the primary (eth0) interface.

You can attach a network interface in one subnet to an instance in another subnet in the same VPC, however, both the network interface and the instance must reside in the same Availability Zone.

When launching an instance from the CLI or API, you can specify the network interfaces to attach to the instance for both the primary (eth0) and additional network interfaces.

Launching an instance with multiple network interfaces automatically configures interfaces, private IP addresses, and route tables on the operating system of the instance.

A warm or hot attach of an additional network interface may require you to manually bring up the second interface, configure the private IP address, and modify the route table accordingly. (Instances running Amazon Linux automatically recognize the warm or hot attach and configure themselves.)

Attaching another network interface to an instance is not a method to increase or double the network bandwidth to or from the dual-homed instance.

Reference:

<http://docs.aws.amazon.com/AWSEC2/latest/UserGuide/using-eni.html#use-network-and-security-applia nces-in-your-vpc>

NEW QUESTION 203

All Amazon EC2 instances are assigned two IP addresses at launch. Which are those?

- A. 2 Elastic IP addresses
- B. A private IP address and an Elastic IP address
- C. A public IP address and an Elastic IP address
- D. A private IP address and a public IP address

Answer: D

Explanation:

In Amazon EC2-Classical every instance is given two IP Addresses: a private IP address and a public IP address

Reference:

<http://docs.aws.amazon.com/AWSEC2/latest/UserGuide/using-instance-addressing.html#differences>

NEW QUESTION 208

Your manager has asked you to set up a public subnet with instances that can send and receive internet traffic, and a private subnet that can't receive traffic directly from the internet, but can initiate traffic to the internet (and receive responses) through a NAT instance in the public subnet. Hence, the following 3 rules need to be allowed:

Inbound SSH traffic.

Web servers in the public subnet to read and write to MS SQL servers in the private subnet Inbound RDP traffic from the Microsoft Terminal Services gateway in the public private subnet What are the respective ports that need to be opened for this?

- A. Ports 22,1433,3389
- B. Ports 21,1433,3389
- C. Ports 25,1433,3389
- D. Ports 22,1343,3999

Answer: A

Explanation:

A network access control list (ACL) is an optional layer of security that acts as a firewall for controlling traffic in and out of a subnet. You might set up network ACLs with rules similar to your security groups in order to add an additional layer of security to your VPC.

The following ports are recommended by AWS for a single subnet with instances that can receive and send Internet traffic and a private subnet that can't receive traffic directly from the Internet. However, it can initiate traffic to the Internet (and receive responses) through a NAT instance in the public subnet. Inbound SSH traffic. Port 22

Web servers in the public subnet to read and write to MS SQL servers in the private subnet. Port 1433 Inbound RDP traffic from the Microsoft Terminal Services gateway in the public private subnet. Port 3389 Reference:

http://docs.aws.amazon.com/AmazonVPC/latest/UserGuide/VPC_Appendix_NACLs.html#VPC_Appendi x_NAC Ls_Scenario_2

NEW QUESTION 213

Can I change the EC2 security groups after an instance is launched in EC2-Classic?

- A. Yes, you can change security groups after you launch an instance in EC2-Classic.
- B. No, you cannot change security groups after you launch an instance in EC2-Classic.
- C. Yes, you can only when you remove rules from a security group.
- D. Yes, you can only when you add rules to a security group.

Answer: B

Explanation:

After you launch an instance in EC2-Classic, you can't change its security groups. However, you can add rules to or remove rules from a security group, and those changes are automatically applied to all instances that are associated with the security group.

Reference: <http://docs.amazonwebservices.com/AWSEC2/latest/UserGuide/using-network-security.html>

NEW QUESTION 216

A user has created an ELB with Auto Scaling. Which of the below mentioned offerings from ELB helps the user to stop sending new requests traffic from the load balancer to the EC2 instance when the instance is being deregistered while continuing in-flight requests?

- A. ELB sticky session
- B. ELB deregistration check
- C. ELB auto registration Off
- D. ELB connection draining

Answer: D

Explanation:

The Elastic Load Balancer connection draining feature causes the load balancer to stop sending new requests to the back-end instances when the instances are deregistering or become unhealthy, while ensuring that in-flight requests continue to be served.

Reference:

<http://docs.aws.amazon.com/ElasticLoadBalancing/latest/DeveloperGuide/config-conn-drain.html>

NEW QUESTION 220

While controlling access to Amazon EC2 resources, which of the following acts as a firewall that controls the traffic allowed to reach one or more instances?

- A. A security group
- B. An instance type
- C. A storage cluster
- D. An object

Answer: A

Explanation:

A security group acts as a firewall that controls the traffic allowed to reach one or more instances. When you launch an instance, you assign it one or more security groups.

Reference: <http://docs.amazonwebservices.com/AWSEC2/latest/UserGuide/UsingIAM.html>

NEW QUESTION 224

A user is running a webserver on EC2. The user wants to receive the SMS when the EC2 instance utilization is above the threshold limit. Which AWS services should the user configure in this case?

- A. AWS CloudWatch + AWS SQS.
- B. AWS CloudWatch + AWS SNS.
- C. AWS CloudWatch + AWS SES.
- D. AWS EC2 + AWS Cloudwatch

Answer: B

Explanation:

Amazon SNS makes it simple and cost-effective to push to mobile devices, such as iPhone, iPad, Android, Kindle Fire, and internet connected smart devices, as well as pushing to other distributed services. In this case, the user can configure that Cloudwatch sends an alarm on when the threshold is crossed to SNS which will trigger an SMS.

Reference: <http://aws.amazon.com/sns/>

NEW QUESTION 227

Just when you thought you knew every possible storage option on AWS you hear someone mention Reduced Redundancy Storage (RRS) within Amazon S3. What is the ideal scenario to use Reduced Redundancy Storage (RRS)?

- A. Huge volumes of data
- B. Sensitive data
- C. Non-critical or reproducible data
- D. Critical data

Answer: C

Explanation:

Reduced Redundancy Storage (RRS) is a new storage option within Amazon S3 that enables customers to reduce their costs by storing non-critical, reproducible data at lower levels of redundancy than Amazon S3's standard storage. RRS provides a lower cost, less durable, highly available storage option that is designed

to sustain the loss of data in a single facility.
RRS is ideal for non-critical or reproducible data.
For example, RRS is a cost-effective solution for sharing media content that is durably stored elsewhere. RRS also makes sense if you are storing thumbnails and other resized images that can be easily reproduced from an original image.
Reference: <https://aws.amazon.com/s3/faqs/>

NEW QUESTION 232

Your manager has come to you saying that he is very confused about the bills he is receiving from AWS as he is getting different bills for every user and needs you to look into making it more understandable. Which of the following would be the best solution to meet his request?

- A. AWS Billing Aggregation
- B. Consolidated Billing
- C. Deferred Billing
- D. Aggregated Billing

Answer: B

Explanation:

Consolidated Billing enables you to consolidate payment for multiple AWS accounts within your company by designating a single paying account. Consolidated Billing enables you to see a combined view of AWS costs incurred by all accounts, as well as obtain a detailed cost report for each of the individual AWS accounts associated with your "Paying Account". Consolidated Billing is offered at no additional charge. Reference: <https://aws.amazon.com/billing/faqs/>

NEW QUESTION 233

Identify a true statement about the On-Demand instances purchasing option provided by Amazon EC2.

- A. Pay for the instances that you use by the hour, with no long-term commitments or up-front payments.
- B. Make a low, one-time, up-front payment for an instance, reserve it for a one- or three-year term, and pay a significantly lower hourly rate for these instances.
- C. Pay for the instances that you use by the hour, with long-term commitments or up-front payments.
- D. Make a high, one-time, all-front payment for an instance, reserve it for a one- or three-year term, and pay a significantly higher hourly rate for these instances.

Answer: A

Explanation:

On-Demand instances allow you to pay for the instances that you use by the hour, with no long-term commitments or up-front payments.
Reference: <http://docs.aws.amazon.com/AWSEC2/latest/UserGuide/reserved-instances-offerings.html>

NEW QUESTION 237

Which of the following statements is NOT true about using Elastic IP Address (EIP) in EC2-Classic and EC2-VPC platforms?

- A. In the EC2-VPC platform, the Elastic IP Address (EIP) does not remain associated with the instance when you stop it.
- B. In the EC2-Classic platform, stopping the instance disassociates the Elastic IP Address (EIP) from it.
- C. In the EC2-VPC platform, if you have attached a second network interface to an instance, when you disassociate the Elastic IP Address (EIP) from that instance, a new public IP address is not assigned to the instance automatically; you'll have to associate an EIP with it manually.
- D. In the EC2-Classic platform, if you disassociate an Elastic IP Address (EIP) from the instance, the instance is automatically assigned a new public IP address within a few minutes.

Answer: A

Explanation:

In the EC2-Classic platform, when you associate an Elastic IP Address (EIP) with an instance, the instance's current public IP address is released to the EC2-Classic public IP address pool. If you disassociate an EIP from the instance, the instance is automatically assigned a new public IP address within a few minutes. In addition, stopping the instance also disassociates the EIP from it.
But in the EC2-VPC platform, when you associate an EIP with an instance in a default Virtual Private Cloud (VPC), or an instance in which you assigned a public IP to the eth0 network interface during launch, its current public IP address is released to the EC2-VPC public IP address pool. If you disassociate an EIP from the instance, the instance is automatically assigned a new public IP address within a few minutes. However, if you have attached a second network interface to the instance, the instance is not automatically assigned a new public IP address; you'll have to associate an EIP with it manually. The EIP remains associated with the instance when you stop it.
Reference: <http://docs.aws.amazon.com/AWSEC2/latest/UserGuide/elastic-ip-addresses-eip.html>

NEW QUESTION 238

You have a Business support plan with AWS. One of your EC2 instances is running Microsoft Windows Server 2008 R2 and you are having problems with the software. Can you receive support from AWS for this software?

- A. Yes
- B. No, AWS does not support any third-party software.
- C. No, Microsoft Windows Server 2008 R2 is not supported.
- D. No, you need to be on the enterprise support plan

Answer: A

Explanation:

Third-party software support is available only to AWS Support customers enrolled for Business or Enterprise Support. Third-party support applies only to software running on Amazon EC2 and does not extend to assisting with on-premises software. An exception to this is a VPN tunnel configuration running supported devices for Amazon VPC.
Reference: <https://aws.amazon.com/premiumsupport/features/>

NEW QUESTION 241

A user has launched one EC2 instance in the US West region. The user wants to access the RDS instance launched in the US East region from that EC2 instance.

How can the user configure the access for that EC2 instance?

- A. Configure the IP range of the US West region instance as the ingress security rule of RDS
- B. It is not possible to access RDS of the US East region from the US West region
- C. Open the security group of the US West region in the RDS security group's ingress rule
- D. Create an IAM role which has access to RDS and launch an instance in the US West region with it

Answer: A

Explanation:

The user cannot authorize an Amazon EC2 security group if it is in a different AWS Region than the RDS DB instance. The user can authorize an IP range or specify an Amazon EC2 security group in the same region that refers to an IP address in another region.

Reference: http://docs.aws.amazon.com/AmazonRDS/latest/UserGuide/USER_WorkingWithSecurityGroups.html

NEW QUESTION 246

You need to create a load balancer in a VPC network that you are building. You can make your load balancer internal (private) or internet-facing (public). When you make your load balancer internal, a DNS name will be created, and it will contain the private IP address of the load balancer. An internal load balancer is not exposed to the internet. When you make your load balancer internet-facing, a DNS name will be created with the public IP address. If you want the Internet-facing load balancer to be connected to the Internet, where must this load balancer reside?

- A. The load balancer must reside in a subnet that is connected to the internet using the internet gateway.
- B. The load balancer must reside in a subnet that is not connected to the internet.
- C. The load balancer must not reside in a subnet that is connected to the internet.
- D. The load balancer must be completely outside of your VP

Answer: A

Explanation:

When you create an internal Elastic Load Balancer in a VPC, you need to select private subnets that are in the same Availability Zone as your instances. If the VPC Elastic Load Balancer is to be public facing, you need to create the Elastic Load Balancer in a public subnet. A subnet is a public subnet if it is attached to an Internet Gateway (IGW) with a defined route to that gateway. Selecting more than one public subnet increases the availability of your Elastic Load Balancer.

NB - Elastic Load Balancers in EC2-Classic are always Internet-facing load balancers. Reference:

<http://docs.aws.amazon.com/ElasticLoadBalancing/latest/DeveloperGuide/elb-internet-facing-load-balancers.html>

NEW QUESTION 247

An application hosted at the EC2 instance receives an HTTP request from ELB. The same request has an X-Forwarded-For header, which has three IP addresses. Which system's IP will be a part of this header?

- A. Previous Request IP address.
- B. Client IP address.
- C. All of the answers listed here.
- D. Load Balancer IP address

Answer: C

Explanation:

When a user sends a request to ELB over HTTP/HTTPS, the request header log at the instance will only receive the IP of ELB. This is because ELB is the interceptor between the EC2 instance and the client request. To get the client IP, use the header X-Forwarded-For in header. The client IP address in the X-Forwarded-For request header is followed by the IP addresses of each successive proxy that passes along the request. The last IP address is the IP address that connects to the back-end application instance. e.g. if the HTTP request already has a header when it reaches the Load Balancer, the IP address from which the request came is appended at the end of the header followed by the IP address of the Load Balancer. In such cases, the X-Forwarded-For request header takes the following form:

X-Forwarded-For: clientIPAddress, previousRequestIPAddress, LoadBalancerIPAddress. Reference:

<http://docs.aws.amazon.com/ElasticLoadBalancing/latest/DeveloperGuide/TerminologyandKeyConcepts.html>

NEW QUESTION 248

You need to set up a security certificate for a client's e-commerce website as it will use the HTTPS protocol. Which of the below AWS services do you need to access to manage your SSL server certificate?

- A. AWS Directory Service
- B. AWS Identity & Access Management
- C. AWS CloudFormation
- D. Amazon Route 53

Answer: B

Explanation:

AWS Identity and Access Management (IAM) is a web service that enables Amazon Web Services (AWS) customers to manage users and user permissions in AWS.

All your SSL server certificates are managed by AWS Identity and Access management (IAM). Reference:

<http://docs.aws.amazon.com/IAM/latest/UserGuide/ManagingServerCerts.html>

NEW QUESTION 253

Your customer wishes to deploy an enterprise application to AWS which will consist of several web servers, several application servers and a small (50GB) Oracle database information is stored, both in the database and the file systems of the various servers. The backup system must support database recovery whole server and whole disk restores, and individual file restores with a recovery time of no more than two hours. They have chosen to use RDS Oracle as the database. Which backup architecture will meet these requirements?

- A. Backup RDS using automated daily DB backups Backup the EC2 instances using AMs and supplement with file-level backup to S3 using traditional enterprise

backup software to provide file level restore

- B. Backup RDS using a Multi-AZ Deployment Backup the EC2 instances using Amis, and supplement by copying file system data to S3 to provide file level restore.
- C. Backup RDS using automated daily DB backups Backup the EC2 instances using EBS snapshots and supplement with file-level backups to Amazon Glacier using traditional enterprise backup software to provide file level restore
- D. Backup RDS database to S3 using Oracle RMAN Backup the EC2 instances using Amis, and supplement with EBS snapshots for individual volume restore.

Answer: A

Explanation:

Point-In-Time Recovery

In addition to the daily automated backup, Amazon RDS archives database change logs. This enables you to recover your database to any point in time during the backup retention period, up to the last five minutes of database usage.

Amazon RDS stores multiple copies of your data, but for Single-AZ DB instances these copies are stored in a single availability zone. If for any reason a Single-AZ DB instance becomes unusable, you can use point-in-time recovery to launch a new DB instance with the latest restorable data. For more information on working with point-in-time recovery, go to Restoring a DB Instance to a Specified Time.

Note

Multi-AZ deployments store copies of your data in different Availability Zones for greater levels of data durability. For more information on Multi-AZ deployments, see High Availability (Multi-AZ).

NEW QUESTION 257

A customer has a 10 GB AWS Direct Connect connection to an AWS region where they have a web application hosted on Amazon Elastic Computer Cloud (EC2). The application has dependencies on an on-premises mainframe database that uses a BASE (Basic Available. Sort stale Eventual consistency) rather than an ACID (Atomicity. Consistency isolation. Durability) consistency model.

The application is exhibiting undesirable behavior because the database is not able to handle the volume of writes. How can you reduce the load on your on-premises database resources in the most cost-effective way?

- A. Use an Amazon Elastic Map Reduce (EMR) S3DistCp as a synchronization mechanism between the on-premises database and a Hadoop cluster on AWS.
- B. Modify the application to write to an Amazon SQS queue and develop a worker process to flush the queue to the on-premises database.
- C. Modify the application to use DynamoDB to feed an EMR cluster which uses a map function to write to the on-premises database.
- D. Provision an RDS read-replica database on AWS to handle the writes and synchronize the two databases using Data Pipeline.

Answer: A

Explanation:

Reference: <https://aws.amazon.com/blogs/aws/category/amazon-elastic-map-reduce/>

NEW QUESTION 260

Company B is launching a new game app for mobile devices. Users will log into the game using their existing social media account to streamline data capture.

Company B would like to directly save player data and scoring information from the mobile app to a DynamoDB table named Score Data

When a user saves their game the progress data will be stored to the Game state S3 bucket. What is the best approach for storing data to DynamoDB and S3?

- A. Use an EC2 Instance that is launched with an EC2 role providing access to the Score Data DynamoDB table and the GameState S3 bucket that communicates with the mobile app via web services.
- B. Use temporary security credentials that assume a role providing access to the Score Data DynamoDB table and the Game State S3 bucket using web identity federation.
- C. Use Login with Amazon allowing users to sign in with an Amazon account providing the mobile app with access to the Score Data DynamoDB table and the Game State S3 bucket.
- D. Use an IAM user with access credentials assigned a role providing access to the Score Data DynamoDB table and the Game State S3 bucket for distribution with the mobile app.

Answer: B

Explanation:

Web Identity Federation

Imagine that you are creating a mobile app that accesses AWS resources, such as a game that runs on a mobile device and stores player and score information using Amazon S3 and DynamoDB. When you write such an app, you'll make requests to AWS services that must be signed with an AWS access key. However, we strongly recommend that you do not embed or distribute long-term AWS credentials with apps that a user downloads to a device, even in an encrypted store. Instead, build your app so that it requests temporary AWS security credentials dynamically when needed using web identity federation. The supplied temporary credentials map to an AWS role that has only the permissions needed to perform the tasks required by the mobile app.

With web identity federation, you don't need to create custom sign-in code or manage your own user identities. Instead, users of your app can sign in using a well-known identity provider (IdP) - such as Login with Amazon, Facebook, Google, or any other OpenID Connect (OIDC)-compatible IdP, receive an authentication token, and then exchange that token for temporary security credentials in AWS that map to an IAM role with permissions to use the resources in your AWS account. Using an IdP helps you keep your AWS account secure, because you don't have to embed and distribute longterm security credentials with your application.

For most scenarios, we recommend that you use Amazon Cognito because it acts as an identity broker and does much of the federation work for you. For details, see the following section, Using Amazon Cognito for Mobile Apps.

If you don't use Amazon Cognito, then you must write code that interacts with a web IdP (Login with Amazon, Facebook, Google, or any other OIDC-compatible IdP) and then calls the Assume Role With Web Identity API to trade the authentication token you get from those IdPs for AWS temporary security credentials. If you have already used this approach for existing apps, you can continue to use it.

Using Amazon Cognito for Mobile Apps

The preferred way to use web identity federation is to use Amazon Cognito. For example, Adele the developer is building a game for a mobile device where user data such as scores and profiles is stored in Amazon S3 and Amazon DynamoDB. Adele could also store this data locally on the device and use Amazon Cognito to keep it synchronized across devices. She knows that for security and maintenance reasons, long-term AWS security credentials should not be distributed with the game. She also knows that the game might have a large number of users. For all of these reasons, she does not want to create new user identities in IAM for each player. Instead, she builds the game so that users can sign in using an identity that they've already established with a well-known identity provider, such as Login with Amazon, Facebook, Google, or any OpenID Connect (OIDC)-compatible identity provider.

Her game can take advantage of the authentication mechanism from one of these providers to validate the user's identity.

To enable the mobile app to access her AWS resources, Adele first registers for a developer ID with her chosen IdPs. She also configures the application with each of these providers. In her AWS account that contains the Amazon S3 bucket and DynamoDB table for the game, Adele uses Amazon Cognito to create IAM

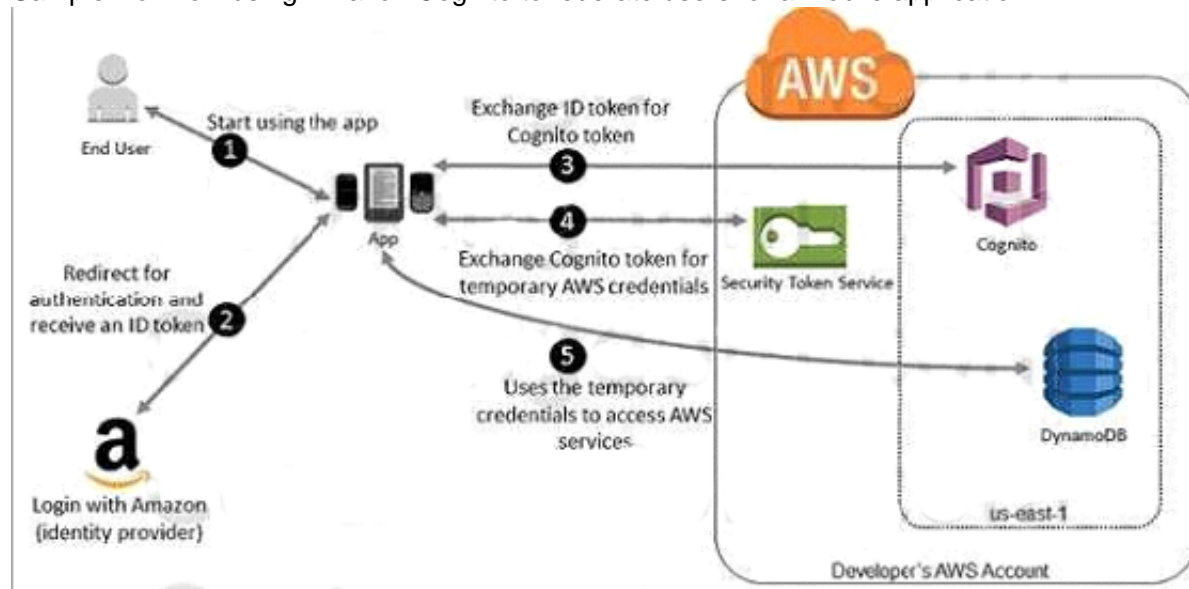
roles that precisely define permissions that the game needs. If she is using an OIDC IdP, she also creates an IAM OIDC identity provider entity to establish trust between her AWS account and the IdP.

In the app's code, Adele calls the sign-in interface for the IdP that she configured previously. The IdP handles all the details of letting the user sign in, and the app gets an OAuth access token or OIDC ID token from the provider. Adele's app can trade this authentication information for a set of temporary security credentials that consist of an AWS access key ID, a secret access key, and a session token.

The app can then use these credentials to access web services offered by AWS. The app is limited to the permissions that are defined in the role that it assumes. The following figure shows a simplified flow for how this might work, using Login with Amazon as the IdP.

For Step 2, the app can also use Facebook, Google, or any OIDC-compatible identity provider, but that's not shown here.

Sample workflow using Amazon Cognito to federate users for a mobile application



A customer starts your app on a mobile device. The app asks the user to sign in. The app uses Login with Amazon resources to accept the user's credentials. The app uses Cognito APIs to exchange the Login with Amazon ID token for a Cognito token. The app requests temporary security credentials from AWS STS, passing the Cognito token.

The temporary security credentials can be used by the app to access any AWS resources required by the app to operate. The role associated with the temporary security credentials and its assigned policies determines what can be accessed.

Use the following process to configure your app to use Amazon Cognito to authenticate users and give your app access to AWS resources. For specific steps to accomplish this scenario, consult the documentation for Amazon Cognito.

(Optional) Sign up as a developer with Login with Amazon, Facebook, Google, or any other OpenID Connect (OIDC)-compatible identity provider and configure one or more apps with the provider. This step is optional because Amazon Cognito also supports unauthenticated (guest) access for your users.

Go to Amazon Cognito in the AWS IAM Management Console. Use the Amazon Cognito wizard to create an identity pool, which is a container that Amazon Cognito uses to keep end user identities organized for your apps. You can share identity pools between apps. When you set up an identity pool, Amazon Cognito creates one or two IAM roles (one for authenticated identities, and one for unauthenticated "guest" identities) that define permissions for Amazon Cognito users.

Download and integrate the AWS SDK for iOS or the AWS SDK for Android with your app, and import the files required to use Amazon Cognito.

Create an instance of the Amazon Cognito credentials provider, passing the identity pool ID, your AWS account number, and the Amazon Resource Name (ARN) of the roles that you associated with the identity pool. The Amazon Cognito wizard in the AWS Management Console provides sample code to help you get started.

When your app accesses an AWS resource, pass the credentials provider instance to the client object, which passes temporary security credentials to the client. The permissions for the credentials are based on the role or roles that you defined earlier.

NEW QUESTION 262

Your company plans to host a large donation website on Amazon Web Services (AWS). You anticipate a large and undetermined amount of traffic that will create many database writes. To be certain that you do not drop any writes to a database hosted on AWS. Which service should you use?

- A. Amazon RDS with provisioned IOPS up to the anticipated peak write throughput.
- B. Amazon Simple Queue Service (SQS) for capturing the writes and draining the queue to write to the database.
- C. Amazon ElastiCache to store the writes until the writes are committed to the database.
- D. Amazon DynamoDB with provisioned write throughput up to the anticipated peak write throughput

Answer: B

Explanation:

Amazon Simple Queue Service (Amazon SQS) offers a reliable, highly scalable hosted queue for storing messages as they travel between computers. By using Amazon SQS, developers can simply move data between distributed application components performing different tasks, without losing messages or requiring each component to be always available. Amazon SQS makes it easy to build a distributed, decoupled application, working in close conjunction with the Amazon Elastic Compute Cloud (Amazon EC2) and the other AWS infrastructure web services.

What can I do with Amazon SQS?

Amazon SQS is a web service that gives you access to a message queue that can be used to store messages while waiting for a computer to process them. This allows you to quickly build message queuing applications that can be run on any computer on the internet. Since Amazon SQS is highly scalable and you only pay for what you use, you can start small and grow your application as you wish, with no compromise on performance or reliability. This lets you focus on building sophisticated message-based applications, without worrying about how the messages are stored and managed.

You can use Amazon SQS with software applications in various ways. For example, you can: Integrate Amazon SQS with other AWS infrastructure web services to make applications more reliable and flexible.

Use Amazon SQS to create a queue of work where each message is a task that needs to be completed by a process. One or many computers can read tasks from the queue and perform them. Build a microservices architecture, using queues to connect your microservices.

Keep notifications of significant events in a business process in an Amazon SQS queue. Each event can have a corresponding message in a queue, and applications that need to be aware of the event can read and process the messages.

NEW QUESTION 265

You have been asked to design the storage layer for an application. The application requires disk performance of at least 100,000 IOPS in addition, the storage layer must be able to survive the loss of an individual disk. EC2 instance, or Availability Zone without any data loss. The volume you provide must have a capacity of at least 3 TB. Which of the following designs will meet these objectives'?

- A. Instantiate a c3.8xlarge instance in us-east-1. Provision 4x1TB EBS volumes, attach them to the instance, and configure them as a single RAID 5 volume
- B. Ensure that EBS snapshots are performed every 15 minutes.
- C. Instantiate a c3.8xlarge instance in us-east-1. Provision 3x1TB EBS volumes, attach them to the Instance, and configure them as a single RAID 0 volume

- D. Ensure that EBS snapshots are performed every 15 minutes.
- E. Instantiate an i2.8xlarge instance in us-east-1
- F. Create a RAID 0 volume using the four 800GB SSD ephemeral disks provided with the instance
- G. Provision 3x1TB EBS volumes, attach them to the instance, and configure them as a second RAID 0 volume
- H. Configure synchronous, block-level replication from the ephemeral-backed volume to the EBS-backed volume.
- I. Instantiate a c3.8xlarge instance in us-east-1. Provision an AWS Storage Gateway and configure it for 3 TB of storage and 100,000 IOP
- J. Attach the volume to the instance
- K. Instantiate an i2.8xlarge instance in us-east-1
- L. Create a RAID 0 volume using the four 800GB SSD ephemeral disks provided with the instance
- M. Configure synchronous, block-level replication to an identically configured instance in us-east-1

Answer: C

NEW QUESTION 270

You would like to create a mirror image of your production environment in another region for disaster recovery purposes. Which of the following AWS resources do not need to be recreated in the second region? (Choose 2 answers)

- A. Route 53 Record Sets
- B. IAM Roles
- C. Elastic IP Addresses (EIP)
- D. EC2 Key Pairs
- E. Launch configurations
- F. Security Groups

Answer: AC

Explanation:

Reference:

http://tech.com/wp-content/themes/optimize/download/AWSDisaster_Recovery.pdf (page 6)

NEW QUESTION 275

Your application is using an ELB in front of an Auto Scaling group of web/application servers deployed across two AZs and a Multi-AZ RDS Instance for data persistence.

The database CPU is often above 80% usage and 90% of I/O operations on the database are reads. To improve performance you recently added a single-node Memcached ElastiCache Cluster to cache frequent DB query results. In the next weeks the overall workload is expected to grow by 30%.

Do you need to change anything in the architecture to maintain the high availability of the application with the anticipated additional load? Why?

- A. Yes, you should deploy two Memcached ElastiCache Clusters in different AZs because the RDS instance will not be able to handle the load if the cache node fails.
- B. No, if the cache node fails you can always get the same data from the DB without having any availability impact.
- C. No, if the cache node fails the automated ElastiCache node recovery feature will prevent any availability impact.
- D. Yes, you should deploy the Memcached ElastiCache Cluster with two nodes in the same AZ as the RDS DB master instance to handle the load if one cache node fails.

Answer: A

Explanation:

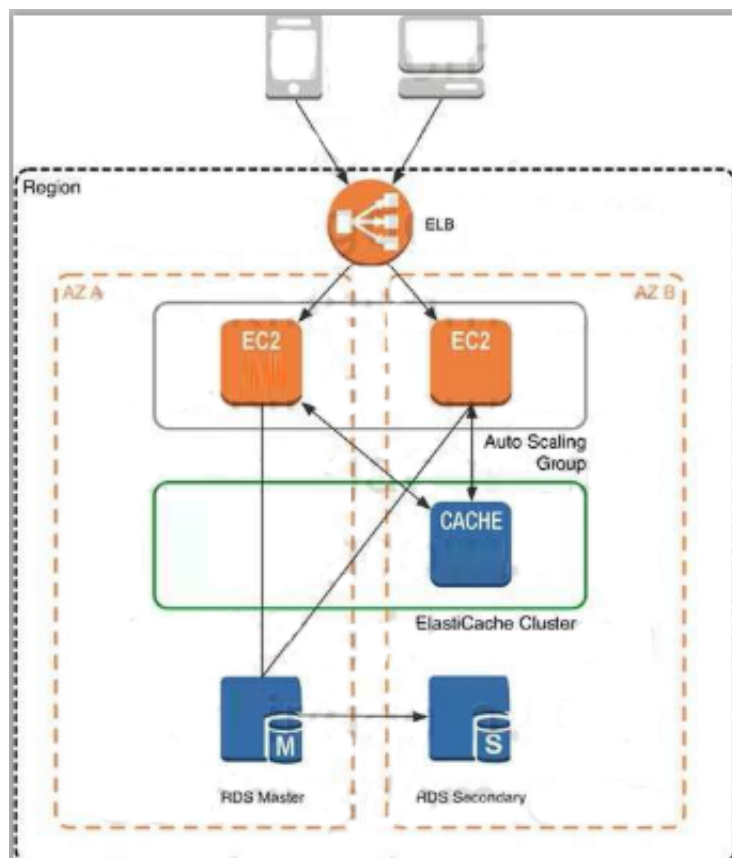
ElastiCache for Memcached

The primary goal of caching is typically to offload reads from your database or other primary data source. In most apps, you have hot spots of data that are regularly queried, but only updated periodically. Think of the front page of a blog or news site, or the top 100 leaderboard in an online game. In this type of case, your app can receive dozens, hundreds, or even thousands of requests for the same data before it's updated again. Having your caching layer handle these queries has several advantages. First, it's considerably cheaper to add an in-memory cache than to scale up to a larger database cluster. Second, an in-memory cache is also easier to scale out, because it's easier to distribute an in-memory cache horizontally than a relational database. Last, a caching layer provides a request buffer in the event of a sudden spike in usage. If your app or game ends up on the front page of Reddit or the App Store, it's not unheard of to see a spike that is 10 to 100 times your normal application load. Even if you autoscale your application instances, a I/O request spike will likely make your database very unhappy.

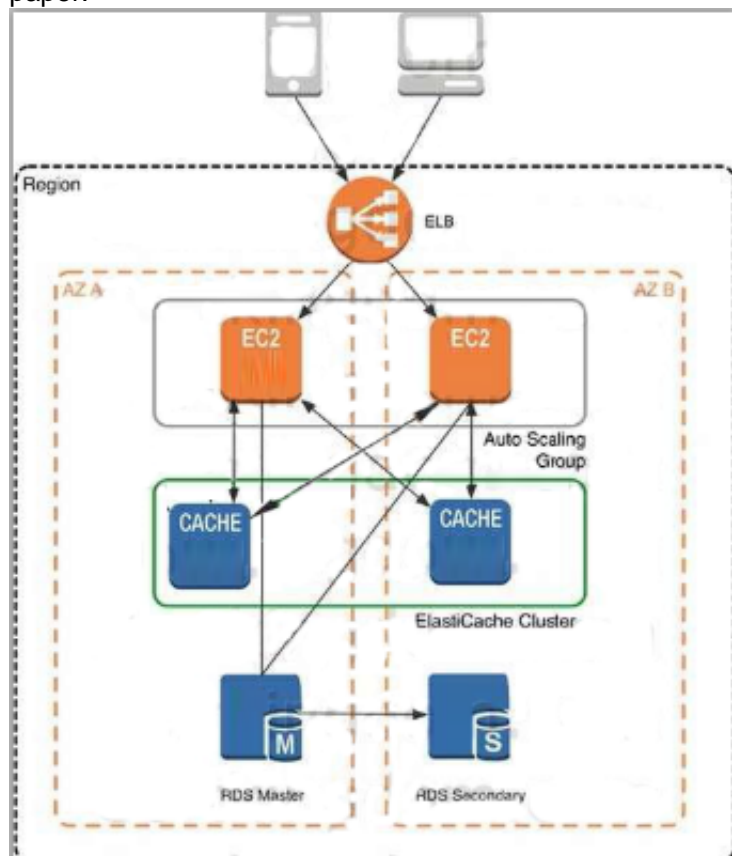
Let's focus on ElastiCache for Memcached first, because it is the best fit for a caching focused solution. We'll revisit Redis later in the paper, and weigh its advantages and disadvantages.

Architecture with ElastiCache for Memcached

When you deploy an ElastiCache Memcached cluster, it sits in your application as a separate tier alongside your database. As mentioned previously, Amazon ElastiCache does not directly communicate with your database tier, or indeed have any particular knowledge of your database. A simplified deployment for a web application looks something like this:



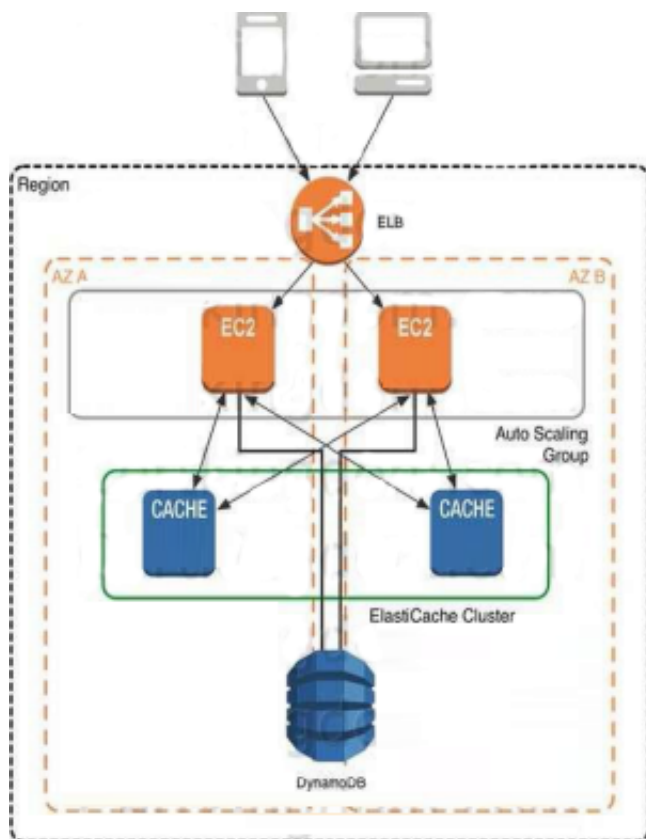
In this architecture diagram, the Amazon EC2 application instances are in an Auto Scaling group, located behind a load balancer using Elastic Load Balancing, which distributes requests among the instances. As requests come into a given EC2 instance, that EC2 instance is responsible for communicating with ElastiCache and the database tier. For development purposes, you can begin with a single ElastiCache node to test your application, and then scale to additional cluster nodes by modifying the ElastiCache cluster. As you add additional cache nodes, the EC2 application instances are able to distribute cache keys across multiple ElastiCache nodes. The most common practice is to use client-side sharding to distribute keys across cache nodes, which we will discuss later in this paper.



When you launch an ElastiCache cluster, you can choose the Availability Zone(s) that the cluster lives in. For best performance, you should configure your cluster to use the same Availability Zones as your application servers. To launch an ElastiCache cluster in a specific Availability Zone, make sure to specify the Preferred Zone(s) option during cache cluster creation. The Availability Zones that you specify will be where ElastiCache will launch your cache nodes. We recommend that you select Spread Nodes Across Zones, which tells ElastiCache to distribute cache nodes across these zones as evenly as possible. This distribution will mitigate the impact of an Availability Zone disruption on your ElastiCache nodes. The trade-off is that some of the requests from your application to ElastiCache will go to a node in a different Availability Zone, meaning latency will be slightly higher.

For more details, refer to Creating a Cache Cluster in the Amazon ElastiCache User Guide.

As mentioned at the outset, ElastiCache can be coupled with a wide variety of databases. Here is an example architecture that uses Amazon DynamoDB instead of Amazon RDS and IVySQL:



This combination of DynamoDB and ElastiCache is very popular with mobile and game companies, because DynamoDB allows for higher write throughput at lower cost than traditional relational databases. In addition, DynamoDB uses a key-value access pattern similar to ElastiCache, which also simplifies the programming model. Instead of using relational SQL for the primary database but then key-value patterns for the cache, both the primary database and cache can be programmed similarly.

In this architecture pattern, DynamoDB remains the source of truth for data, but application reads are offloaded to ElastiCache for a speed boost.

NEW QUESTION 280

An International company has deployed a multi-tier web application that relies on DynamoDB in a single region. For regulatory reasons they need disaster recovery capability. In a separate region with a Recovery Time Objective of 2 hours and a Recovery Point Objective of 24 hours. They should synchronize their data on a regular basis and be able to provision the web application rapidly using CloudFormation.

The objective is to minimize changes to the existing web application, control the throughput of DynamoDB used for the synchronization of data and synchronize only the modified elements.

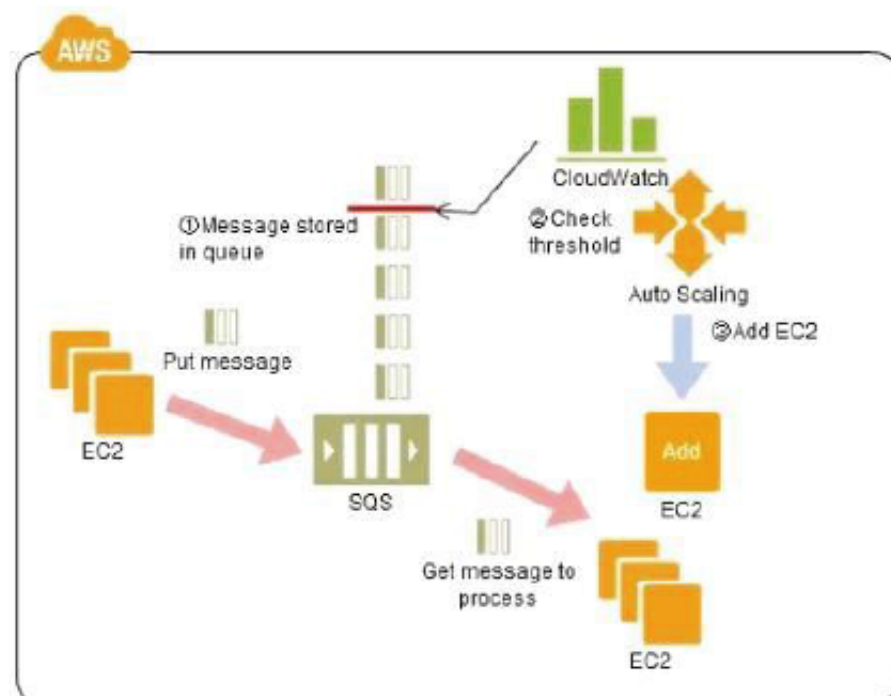
Which design would you choose to meet these requirements?

- A. Use AWS data Pipeline to schedule a DynamoDB cross region copy once a day.
- B. create a 'Last updated' attribute in your DynamoDB table that would represent the timestamp of the last update and use it as a filter.
- C. Use EMR and write a custom script to retrieve data from DynamoDB in the current region using a SCAN operation and push it to DynamoDB in the second region.
- D. Use AWS data Pipeline to schedule an export of the DynamoDB table to S3 in the current region once a day then schedule another task immediately after it that will import data from S3 to DynamoDB in the other region.
- E. Send also each item into an SNS queue in the second region; use an auto-scaling group behind the SNS queue to replay the write in the second region.

Answer: A

NEW QUESTION 285

Refer to the architecture diagram above of a batch processing solution using Simple Queue Service (SQS) to set up a message queue between EC2 instances which are used as batch processors. CloudWatch monitors the number of Job requests (queued messages) and an Auto Scaling group adds or deletes batch processors automatically based on parameters set in CloudWatch alarms. You can use this architecture to implement which of the following features in a cost effective and efficient manner?



- A. Reduce the overall time for executing jobs through parallel processing by allowing a busy EC2 instance that receives a message to pass it to the next instance in a daisy-chain setup.
- B. Implement fault tolerance against EC2 instance failure since messages would remain in SQS and work can continue with recovery of EC2 instances. Implement fault tolerance against SQS failure by backing up messages to S3.
- C. Implement message passing between EC2 instances within a batch by exchanging messages through SQS.
- D. Coordinate number of EC2 instances with number of job requests automatically thus improving cost effectiveness.

E. Handle high priority jobs before lower priority jobs by assigning a priority metadata field to SQS messages.

Answer: D

Explanation:

Reference:

There are cases where a large number of batch jobs may need processing, and where the jobs may need to be re-prioritized.

For example, one such case is one where there are differences between different levels of services for unpaid users versus subscriber users (such as the time until publication) in services enabling, for example, presentation files to be uploaded for publication from a web browser. When the user uploads a presentation file, the conversion processes, for example, for publication are performed as batch

processes on the system side, and the file is published after the conversion. Is it then necessary to be able to assign the level of priority to the batch processes for each type of subscriber.

Explanation of the Cloud Solution/Pattern

A queue is used in controlling batch jobs. The queue need only be provided with priority numbers. Job requests are controlled by the queue, and the job requests in the queue are processed by a batch server. In Cloud computing, a highly reliable queue is provided as a service, which you can use to structure a highly reliable batch system with ease. You may prepare multiple queues depending on priority levels, with job requests put into the queues depending on their priority levels, to apply prioritization to batch processes. The performance (number) of batch servers corresponding to a queue must be in accordance with the priority level thereof.

Implementation

In AWS, the queue service is the Simple Queue Service (SQS). Multiple SQS queues may be prepared to prepare queues for individual priority levels (with a priority queue and a secondary queue).

Moreover, you may also use the message Delayed Send function to delay process execution. Use SQS to prepare multiple queues for the individual priority levels. Place those processes to be executed immediately (job requests) in the high priority queue. Prepare numbers of batch servers, for processing the job requests of the queues, depending on the priority levels.

Queues have a message "Delayed Send" function. You can use this to delay the time for starting a process.

Configuration

Benefits

You can increase or decrease the number of servers for processing jobs to change automatically the processing speeds of the priority queues and secondary queues.

You can handle performance and service requirements through merely increasing or decreasing the number of EC2 instances used in job processing.

Even if an EC2 were to fail, the messages (jobs) would remain in the queue service, enabling processing to be continued immediately upon recovery of the EC2 instance, producing a system that is robust to failure.

Cautions

Depending on the balance between the number of EC2 instances for performing the processes and the number of messages that are queued, there may be cases where processing in the secondary queue may be completed first, so you need to monitor the processing speeds in the primary queue and the secondary queue.

NEW QUESTION 290

.....

THANKS FOR TRYING THE DEMO OF OUR PRODUCT

Visit Our Site to Purchase the Full Set of Actual AWS-Solution-Architect-Associate Exam Questions With Answers.

We Also Provide Practice Exam Software That Simulates Real Exam Environment And Has Many Self-Assessment Features. Order the AWS-Solution-Architect-Associate Product From:

<https://www.2passeasy.com/dumps/AWS-Solution-Architect-Associate/>

Money Back Guarantee

AWS-Solution-Architect-Associate Practice Exam Features:

- * AWS-Solution-Architect-Associate Questions and Answers Updated Frequently
- * AWS-Solution-Architect-Associate Practice Questions Verified by Expert Senior Certified Staff
- * AWS-Solution-Architect-Associate Most Realistic Questions that Guarantee you a Pass on Your First Try
- * AWS-Solution-Architect-Associate Practice Test Questions in Multiple Choice Formats and Updates for 1 Year