



Microsoft

Exam Questions AZ-104

Microsoft Azure Administrator (beta)

About ExamBible

Your Partner of IT Exam

Found in 1998

ExamBible is a company specialized on providing high quality IT exam practice study materials, especially Cisco CCNA, CCDA, CCNP, CCIE, Checkpoint CCSE, CompTIA A+, Network+ certification practice exams and so on. We guarantee that the candidates will not only pass any IT exam at the first attempt but also get profound understanding about the certificates they have got. There are so many alike companies in this industry, however, ExamBible has its unique advantages that other companies could not achieve.

Our Advances

* 99.9% Uptime

All examinations will be up to date.

* 24/7 Quality Support

We will provide service round the clock.

* 100% Pass Rate

Our guarantee that you will pass the exam.

* Unique Gurantee

If you do not pass the exam at the first time, we will not only arrange FULL REFUND for you, but also provide you another exam of your claim, ABSOLUTELY FREE!

NEW QUESTION 1

- (Exam Topic 1)

You need to meet the connection requirements for the New York office.

What should you do? To answer, select the appropriate options in the answer area. NOTE: Each correct selection is worth one point.

Answer Area

From the Azure portal:

Create an ExpressRoute circuit only.
 Create a virtual network gateway only.
 Create a virtual network gateway and a local network gateway.
 Create an ExpressRoute circuit and an on-premises data gateway.
 Create a virtual network gateway and an on-premises data gateway.

In the New York office:

Deploy ExpressRoute.
 Deploy a DirectAccess server.
 Implement a Web Application Proxy.
 Configure a site-to-site VPN connection.

- A. Mastered
 B. Not Mastered

Answer: A

Explanation:

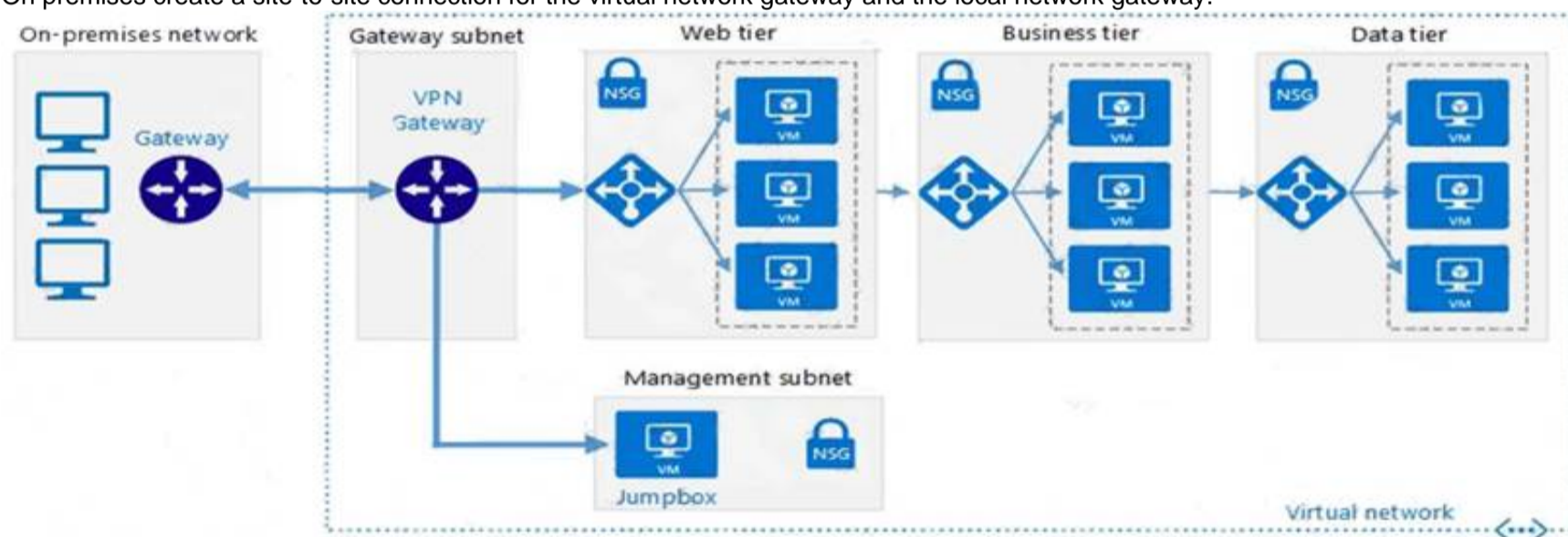
Box 1: Create a virtual network gateway and a local network gateway.

Azure VPN gateway. The VPN gateway service enables you to connect the VNet to the on-premises network through a VPN appliance. For more information, see [Connect an on-premises network to a Microsoft Azure virtual network](#). The VPN gateway includes the following elements:

- Virtual network gateway. A resource that provides a virtual VPN appliance for the VNet. It is responsible for routing traffic from the on-premises network to the VNet.
- Local network gateway. An abstraction of the on-premises VPN appliance. Network traffic from the cloud application to the on-premises network is routed through this gateway.
- Connection. The connection has properties that specify the connection type (IPSec) and the key shared with the on-premises VPN appliance to encrypt traffic.
- Gateway subnet. The virtual network gateway is held in its own subnet, which is subject to various requirements, described in the Recommendations section below.

Box 2: Configure a site-to-site VPN connection

On premises create a site-to-site connection for the virtual network gateway and the local network gateway.



Scenario: Connect the New York office to VNet1 over the Internet by using an encrypted connection.

NEW QUESTION 2

- (Exam Topic 1)

You need to the appropriate sizes for the Azure virtual for Server2.

What should you do? To answer, select the appropriate options in the answer area. NOTE: Each correct selection is worth one point.

From the Azure portal:

Create an Azure Migrate project.
Create a Recovery Services vault.
Upload a management certificate.
Create an Azure Import/Export job.

On Server2:

Enable Hyper-V Replica.
Install the Azure File Sync agent.
Create a collector virtual machine.
Configure Hyper-V storage migration.
Install the Azure Site Recovery Provider.

- A. Mastered
- B. Not Mastered

Answer: A

Explanation:

Box 1: Create a Recovery Services vault

Create a Recovery Services vault on the Azure Portal. Box 2: Install the Azure Site Recovery Provider

Azure Site Recovery can be used to manage migration of on-premises machines to Azure. Scenario: Migrate the virtual machines hosted on Server1 and Server2 to Azure.

Server2 has the Hyper-V host role. References:

<https://docs.microsoft.com/en-us/azure/site-recovery/migrate-tutorial-on-premises-azure>

NEW QUESTION 3

- (Exam Topic 2)

You need to resolve the licensing issue before you attempt to assign the license again. What should you do?

- A. From the Groups blade, invite the user accounts to a new group.
- B. From the Profile blade, modify the usage location.
- C. From the Directory role blade, modify the directory role.

Answer: A

Explanation:

License cannot be assigned to a user without a usage location specified. Scenario: Licensing Issue

You attempt to assign a license in Azure to several users and receive the following error message: "Licenses not assigned. License agreement failed for one user."

You verify that the Azure subscription has the available licenses.

NEW QUESTION 4

- (Exam Topic 2)

You need to resolve the Active Directory issue. What should you do?

- A. From Active Directory Users and Computers, select the user accounts, and then modify the User Principal Name value.
- B. Run idfix.exe, and then use the Edit action.
- C. From Active Directory Domains and Trusts, modify the list of UPN suffixes.
- D. From Azure AD Connect, modify the outbound synchronization rule.

Answer: B

Explanation:

IdFix is used to perform discovery and remediation of identity objects and their attributes in an on-premises Active Directory environment in preparation for migration to Azure Active Directory. IdFix is intended for the Active Directory administrators responsible for directory synchronization with Azure Active Directory.

Scenario: Active Directory Issue

Several users in humongousinsurance.com have UPNs that contain special characters. You suspect that some of the characters are unsupported in Azure AD.

References: <https://www.microsoft.com/en-us/download/details.aspx?id=36832>

NEW QUESTION 5

- (Exam Topic 4)

You plan to create an Azure virtual machine named VM1 that will be configured as shown in the following exhibit.

The planned disk configurations for VM1 are shown in the following exhibit.

Create a virtual machine

Changing Basic options may reset selections you have made. Review all options prior to creating the virtual machine.

[Basics](#) [Disks](#) [Networking](#) [Management](#) [Advanced](#) [Tags](#) [Review + create](#)

Create a virtual machine that runs Linux or Windows. Select an image from Azure marketplace or use your own customized image.
 Complete the Basics tab then Review + create to provision a virtual machine with default parameters or review each tab for full customization.
 Looking for classic VMs? [Create VM from Azure Marketplace](#)



Project details



Select the subscription to manage deployed resources and costs. Use resource groups like folders to organize and manage all your resources.

Subscription *  MyDev-Test Subscription 

Resource group *  RG1 
[Create new](#)

Instance details

Virtual machine name *  VM1 

Region *  (US) West US 2 







Availability options  No infrastructure redundancy required 

Image *  Windows Server 2016 Datacenter 
[Browse all public and private images](#)

Azure Spot instance  ☐ Yes ☒ No



Size *  **Standard DS1 v2**
1 vcpu, 3.5 GiB memory (ZAR 632.47/month)
[Change size](#)


The planned disk configurations for VM1 are shown in the following exhibit.

[Basics](#) [Disks](#) [Networking](#) [Management](#) [Advanced](#) [Tags](#) [Review + create](#)

Azure VMs have one operating system disk and a temporary disk for short-term storage. You can attach additional data disks. The size of the VM determines the type of storage you can use and the number of data disks allowed. [Learn more](#)

Disk options

OS disk type *  Standard HDD 
 The selected VM size supports premium disks. We recommend Premium SSD for high IOPS workloads. Virtual machines with Premium SSD disks qualify for the 99.9% connectivity SLA.


Enable Ultra Disk compatibility  ☐ Yes ☒ No
 Ultra Disks are only available when using Managed Disks.



Data disks

You can add and configure additional data disks for your virtual machine or attach existing disks. This VM also comes with a temporary disk.

 Adding unmanaged data disks is currently not supported at the time of VM creation. You can add them after the VM is created.

Advanced

Use managed disks  ☒ No ☐ Yes

Storage account *  (new) rg1disks799 

[Create new](#)

You need to ensure that VM1 can be created in an Availability Zone.

Which two settings should you modify? Each correct answer presents part of the solution. NOTE: Each correct selection is worth one point.

- A. Use managed disks
- B. Availability options
- C. OS disk type
- D. Size
- E. Image

Answer: AE

NEW QUESTION 6

- (Exam Topic 4)

You plan to deploy an Azure container instance by using the following Azure Resource Manager template.

```
{
  "type": "Microsoft.ContainerInstance/containerGroups",
  "apiVersion": "2018-10-01",
  "name": "webprod",
  "location": "westus",
  "properties": {
    "containers": [
      {
        "name": "webprod",
        "properties": {
          "image": "microsoft/iis:nanoserver",
          "ports": [
            {
              "protocol": "TCP",
              "port": 80
            }
          ]
        }
      }
    ],
    "environmentVariables": [],
    "resources": {
      "requests": {
        "memoryInGB": 1.5,
        "cpu": 1
      }
    }
  },
  "restartPolicy": "OnFailure",
  "ipAddress": {
    "ports": [
      {
        "protocol": "TCP",
        "port": 80
      }
    ]
  },
  "ip": "[parameters('IPAddress')]",
  "type": "Public"
},
```

```
        "protocol": "TCP",  
        "port": 80  
    },  
    ],  
    "ip": "[parameters('IPAddress')]",  
    "type": "Public"  
},  
"osType": "Windows"  
}
```

Use the drop-down menus to select the answer choice that completes each statement based on the information presented in the template.

Internet users [answer choice].

can connect to the container from any device
cannot connect to the container
can only connect to the container from devices that run Windows

If Internet Information Services (IIS) in the container fail, [answer choice].

the container will restart automatically
the container will only restart manually
the container must be redeployed

- A. Mastered
- B. Not Mastered

Answer: A

Explanation:

Internet users [answer choice].

can connect to the container from any device
cannot connect to the container
can only connect to the container from devices that run Windows

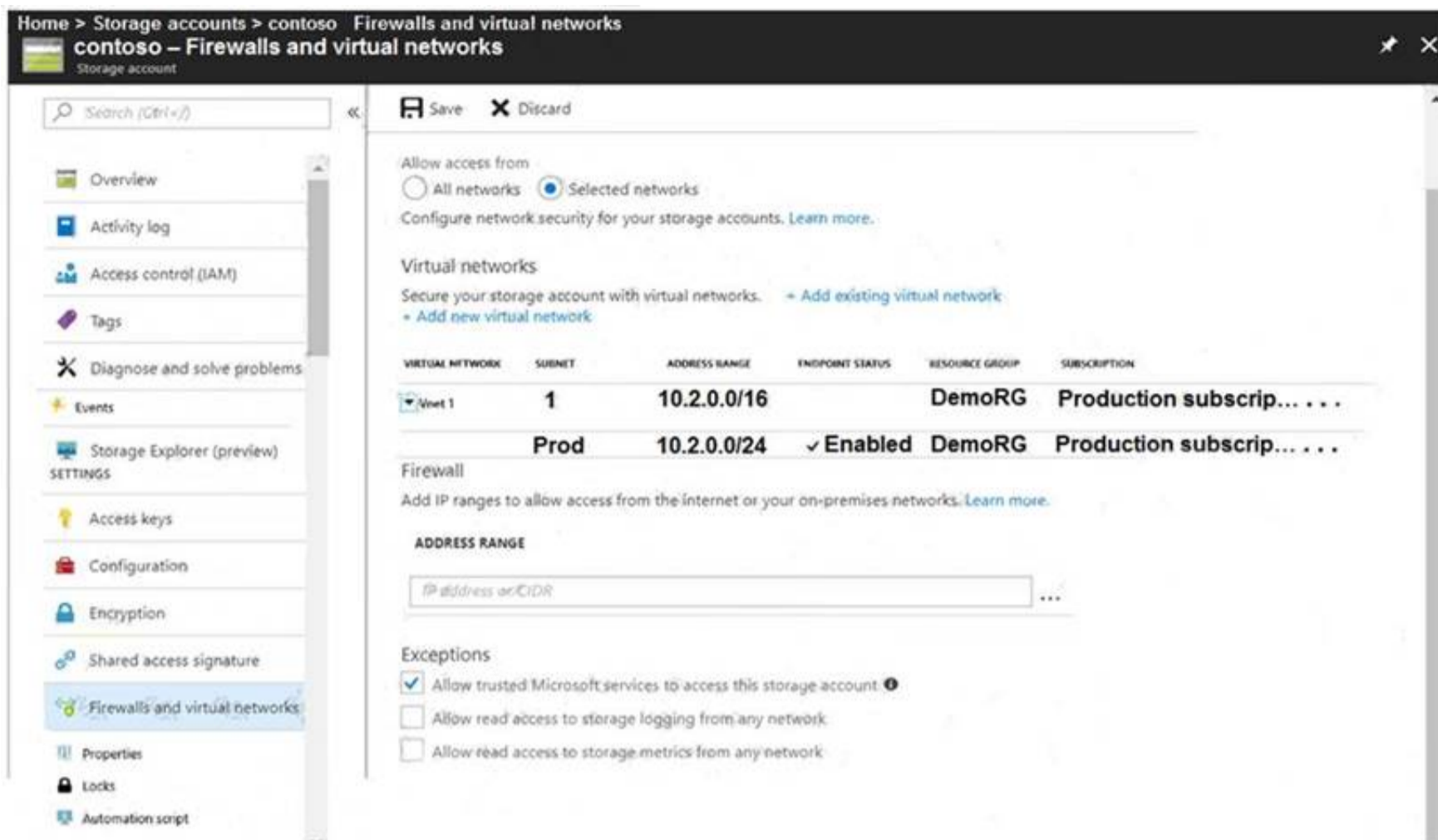
If Internet Information Services (IIS) in the container fail, [answer choice].

the container will restart automatically
the container will only restart manually
the container must be redeployed

NEW QUESTION 7

- (Exam Topic 4)

You have several Azure virtual machines on a virtual network named VNet1. You configure an Azure Storage account as shown in the following exhibit.



Use the drop-down menus to select the answer choice that completes each statement based on the information presented in the graphic.
 NOTE: Each correct selection is worth one point.

The virtual machines on the 10.2.9.0/24 subnet will have network connectivity to the file shares in the storage account.

▼

always

during a backup

never

Azure Backup will be able to back up the unmanaged hard disks of the virtual machines in the storage account.

▼

always

during a backup

never

- A. Mastered
- B. Not Mastered

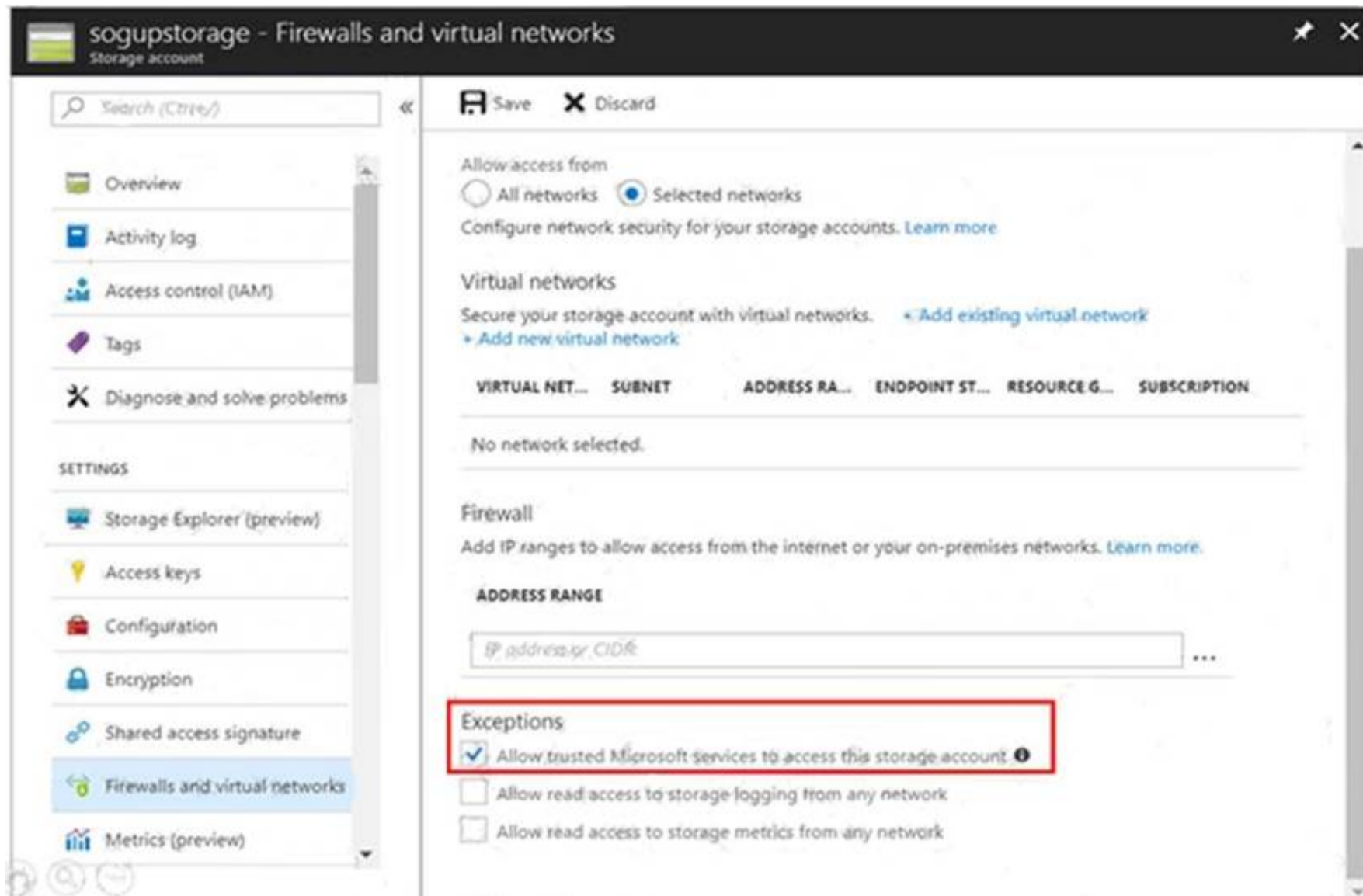
Answer: A

Explanation:

Box 1: always

Endpoint status is enabled. Box 2: Never

After you configure firewall and virtual network settings for your storage account, select Allow trusted Microsoft services to access this storage account as an exception to enable Azure Backup service to access the network restricted storage account.



Reference:

<https://docs.microsoft.com/en-us/azure/storage/files/storage-how-to-use-files-windows> <https://azure.microsoft.com/en-us/blog/azure-backup-now-supports-storage-accounts-secured-with-azure-storage>

NEW QUESTION 8

- (Exam Topic 4)

This question is part of a series of questions that present the same scenario. Each question in the series contains a unique solution that might meet the stated goals. Some question sets might have more than one correct solution, while others might not have a correct solution.

After you answer a question in this section, you will NOT be able to return to it. As a result, these questions will not appear in the review screen.

You have an Azure subscription named Subscription1 that contains the resources shown in the following table.

Name	Type	Location	Resource group
RG1	Resource group	East US	<i>Not applicable</i>
RG2	Resource group	West Europe	<i>Not applicable</i>
RG3	Resource group	North Europe	<i>Not applicable</i>
VNET1	Virtual network	Central US	RG1
VM1	Virtual machine	West US	RG2

VM1 connects to a virtual network named VNET2 by using a network interface named NIC1. You need to create a new network interface named NIC2 for VM1.

Solution: You create NIC2 in RG1 and Central US. Does this meet the goal?

- A. Yes
- B. No

Answer: B

Explanation:

The virtual machine you attach a network interface to and the virtual network you connect it to must exist in the same location, here West US, also referred to as a region.

References:

<https://docs.microsoft.com/en-us/azure/virtual-network/virtual-network-network-interface>

NEW QUESTION 9

- (Exam Topic 4)

Note: This question is part of a series of questions that present the same scenario. Each question in the series contains a unique solution that might meet the stated goals. Some question sets might have more than one correct solution, while others might not have a correct solution.

After you answer a question in this section, you will NOT be able to return to it. As a result, these questions will not appear in the review screen.

You have a computer named Computer1 that has a point-to-site VPN connection to an Azure virtual network named VNet1. The point-to-site connection uses a self-signed certificate.

From Azure, you download and install the VPN client configuration package on a computer named Computer2.

You need to ensure that you can establish a point-to-site VPN connection to VNet1 from Computer2. Solution: On Computer2, you set the Startup type for the IPsec Policy Agent service to Automatic.

Does this meet the goal?

- A. Yes
- B. No

Answer: B

Explanation:

Instead export the client certificate from Computer1 and install the certificate on Computer2.

Note: Each client computer that connects to a VNet using Point-to-Site must have a client certificate installed. You generate a client certificate from the self-signed root certificate, and then export and install the client certificate. If the client certificate is not installed, authentication fails.

References:

<https://docs.microsoft.com/en-us/azure/vpn-gateway/vpn-gateway-certificates-point-to-site>

NEW QUESTION 10

- (Exam Topic 4)

You have an Azure policy as shown in the following exhibit.

SCOPE

* Scope (Learn more about setting the scope)

Subscription 1

Exclusions

Subscription 1/ContosoRG1

BASICS

* Policy definition

Not allowed resource types

* Assignment name ⓘ

Not allowed resource types

Assignment ID

/subscriptions/3eb8d0b6-ce3b-4ce0-a631-9f5321bedabb/providers/Microsoft.Authorization/policyAssignments/0e6fb866b854f54accae2a9

Description

Assigned by:

admin1@contoso.com

PARAMETERS

* Not allowed resource types ⓘ

Microsoft.Sql/servers

What is the effect of the policy?

Which of the following statements are true?

- A. You can create Azure SQL servers in ContosoRG1.
- B. You are prevented from creating Azure SQL servers anywhere in Subscription 1.
- C. You are prevented from creating Azure SQL Servers in ContosoRG1 only.
- D. You can create Azure SQL servers in any resource group within Subscription 1.

Answer: A

Explanation:

You are prevented from creating Azure SQL servers anywhere in Subscription 1 with the exception of ContosoRG1

NEW QUESTION 10

- (Exam Topic 4)

You have an Azure subscription named Sub1.

You plan to deploy a multi-tiered application that will contain the tiers shown in the following table.

Tier	Accessible from the Internet	Number of virtual machines
Front-end web server	Yes	10
Business logic	No	100
Microsoft SQL Server database	No	5

You need to recommend a networking solution to meet the following requirements:

- Ensure that communication between the web servers and the business logic tier spreads equally across the virtual machines.
- Protect the web servers from SQL injection attacks.

Which Azure resource should you recommend for each requirement? To answer, select the appropriate options in the answer area.

NOTE: Each correct selection is worth one point.

Ensure that communication between the web servers and the business logic tier spreads equally across the virtual machines:

▼

an application gateway that uses the Standard tier
an application gateway that uses the WAF tier
an internal load balancer
a network security group (NSG)
a public load balancer

Protect the web servers from SQL injection attacks:

▼

an application gateway that uses the Standard tier
an application gateway that uses the WAF tier
an internal load balancer
a network security group (NSG)
a public load balancer

- A. Mastered
- B. Not Mastered

Answer: A

Explanation:

Box 1: an internal load balancer

Azure Internal Load Balancer (ILB) provides network load balancing between virtual machines that reside inside a cloud service or a virtual network with a regional scope.

Box 2: an application gateway that uses the WAF tier

Azure Web Application Firewall (WAF) on Azure Application Gateway provides centralized protection of your web applications from common exploits and vulnerabilities. Web applications are increasingly targeted by malicious attacks that exploit commonly known vulnerabilities. References:

<https://docs.microsoft.com/en-us/azure/web-application-firewall/ag/ag-overview>

NEW QUESTION 11

- (Exam Topic 4)

You create an App Service plan named App1 and an Azure web app named webapp1. You discover that the option to create a staging slot is unavailable. You need to create a staging slot for App1.

What should you do first?

- A. From webapp1, modify the Application settings.
- B. From webapp1, add a custom domain.
- C. From App1, scale up the App Service plan.
- D. From App1, scale out the App Service plan.

Answer: C

Explanation:

<https://docs.microsoft.com/en-us/azure/app-service/manage-scale-up>

NEW QUESTION 12

- (Exam Topic 4)

You have an Azure subscription that contains the resources shown in the following table.

Name	Type	Location
VNET1	Virtual network	East US
IP1	Public IP address	West Europe
RT1	Route table	North Europe

You need to create a network interface named NIC1. In which location can you create NIC1?

- A. East US and North Europe only.
- B. East US and West Europe only.
- C. East US, West Europe, and North Europe.
- D. East US only.

Answer: D

Explanation:

A virtual network is required when you create a NIC. Select the virtual network for the network interface. You can only assign a network interface to a virtual network that exists in the same subscription and location as the network interface. Once a network interface is created, you cannot change the virtual network it is assigned to. The virtual machine you add the network interface to must also exist in the same location and subscription as the network interface.

References:

<https://docs.microsoft.com/en-us/azure/virtual-network/virtual-network-network-interface>

NEW QUESTION 16

- (Exam Topic 4)

You have an Azure subscription that contains a user account named User1.

You need to ensure that User1 can assign a policy to the tenant root management group. What should you do?

- A. Assign the Owner role to User1, and then instruct User1 to configure access management for Azure resources.
- B. Assign the Global administrator role to User1, and then instruct User1 to configure access management for Azure resources.
- C. Assign the Global administrator role to User1, and then modify the default conditional access policies.
- D. Assign the Owner role to User1, and then modify the default conditional access policies.

Answer: A

NEW QUESTION 19

- (Exam Topic 4)

Note: This question is part of a series of questions that present the same scenario. Each question in the series contains a unique solution that might meet the stated goals. Some question sets might have more than one correct solution, while others might not have a correct solution.

After you answer a question in this section, you will NOT be able to return to it. As a result, these questions will not appear in the review screen.

You have an Azure subscription named Subscription1 that contains the resources shown in the following table.

Name	Type	Location	Resource group
RG1	Resource group	East US	<i>Not applicable</i>
RG2	Resource group	West Europe	<i>Not applicable</i>
RG3	Resource group	North Europe	<i>Not applicable</i>
VNET1	Virtual network	Central US	RG1
VM1	Virtual machine	West US	RG2

VM1 connects to a virtual network named VNET2 by using a network interface named NIC1. You need to create a new network interface named NIC2 for VM1.

Solution: You create NIC2 in RG2 and Central US. Does this meet the goal?

- A. Yes
- B. No

Answer: B

Explanation:

The virtual machine you attach a network interface to and the virtual network you connect it to must exist in the same location, here West US, also referred to as a region.

References:

<https://docs.microsoft.com/en-us/azure/virtual-network/virtual-network-network-interface>

NEW QUESTION 22

- (Exam Topic 4)

You have an Azure subscription that contains a storage account named account1.

You plan to upload the disk files of a virtual machine to account1 from your on-premises network. The on-premises network uses a public IP address space of 131.107.1.0/24.

You plan to use the disk files to provision an Azure virtual machine named VM1. VM1 will be attached to a virtual network named VNet1. VNet1 uses an IP address space of 192.168.0.0/24.

You need to configure account1 to meet the following requirements:

- Ensure that you can upload the disk files to account1.

- Ensure that you can attach the disks to VM1.
- Prevent all other access to account1.

Which two actions should you perform? Each correct selection presents part of the solution.

NOTE: Each correct selection is worth one point.

- A. From the Firewalls and virtual networks blade of account1, add the 131.107.1.0/24 IP address range.
- B. From the Firewalls and virtual networks blade of account1, select Selected networks.
- C. From the Firewalls and virtual networks blade of account1, add VNet1.
- D. From the Firewalls and virtual networks blade of account1, select Allow trusted Microsoft services to access this storage account.
- E. From the Service endpoints blade of VNet1, add a service endpoint.

Answer: BE

Explanation:

B: By default, storage accounts accept connections from clients on any network. To limit access to selected networks, you must first change the default action. Azure portal

- Navigate to the storage account you want to secure.
- Click on the settings menu called Firewalls and virtual networks.
- To deny access by default, choose to allow access from 'Selected networks'. To allow traffic from all networks, choose to allow access from 'All networks'.
- Click Save to apply your changes. E: Grant access from a Virtual Network

Storage accounts can be configured to allow access only from specific Azure Virtual Networks.

By enabling a Service Endpoint for Azure Storage within the Virtual Network, traffic is ensured an optimal route to the Azure Storage service. The identities of the virtual network and the subnet are also transmitted with each request.

References: <https://docs.microsoft.com/en-us/azure/storage/common/storage-network-security>

NEW QUESTION 24

- (Exam Topic 4)

You have an Azure virtual machine named VM1. Azure collects events from VM1.

You are creating an alert rule in Azure Monitor to notify an administrator when an error is logged in the System event log of VM1.

You need to specify which resource type to monitor.

What should you specify?

- A. metric alert
- B. Azure Log Analytics workspace
- C. virtual machine
- D. virtual machine extension

Answer: D

Explanation:

Azure Monitor can collect data directly from your Azure virtual machines into a Log Analytics workspace for detailed analysis and correlation. Installing the Log Analytics VM extension for Windows and Linux allows Azure Monitor to collect data from your Azure VMs.

Reference:

<https://docs.microsoft.com/en-us/azure/azure-monitor/learn/quick-collect-azurevm>

NEW QUESTION 29

- (Exam Topic 4)

You have an Azure subscription that includes data in following locations:

Name	Type
container1	Blob container
share1	Azure files share
DB1	SQL database
Table1	Azure Table

You plan to export data by using Azure import/export job named Export1. You need to identify the data that can be exported by using Export1. Which data should you identify?

- A. DB1
- B. Table1
- C. container1
- D. Share1

Answer: D

Explanation:

Azure Import/Export service is used to securely import large amounts of data to Azure Blob storage and Azure Files by shipping disk drives to an Azure datacenter.

References:

<https://docs.microsoft.com/en-us/azure/storage/common/storage-import-export-service>

NEW QUESTION 34

- (Exam Topic 4)

You have the Azure virtual machines shown in the following table.

Name	IP address	Connected to
VM1	10.1.0.4	VNET1/Subnet1
VM2	10.1.10.4	VNET1/Subnet2
VM3	172.16.0.4	VNET2/SubnetA
VM4	10.2.0.8	VNET3/SubnetB

A DNS service is install on VM1.

You configure the DNS server settings for each virtual network as shown in the following exhibit.

Save Discard

DNS servers ⓘ

☐ Default (Azure-provided)

☒ Custom

You need to ensure that all the virtual machines can resolve DNS names by using the DNS service on VM1. What should you do?

- A. Add service endpoints on VNET2 and VNET3.
- B. Configure peering between VNET1, VNET2, and VNET3.
- C. Configure a conditional forwarder on VM1
- D. Add service endpoints on VNET1.

Answer: C

Explanation:

Reference:

<https://docs.microsoft.com/en-us/azure/virtual-network/virtual-networks-name-resolution-for-vms-and-role-insta>

NEW QUESTION 37

- (Exam Topic 4)

You manage two Azure subscriptions named Subscription1 and Subscription2. Subscription1 has the following virtual networks:

Name	Address space	Location
VNET1	10.10.10.0/24	West Europe
VNET2	172.16.0.0/16	West US

The virtual networks contain the following subnets:

Name	Address space	Location
Subnet11	10.10.10.0/24	VNET1
Subnet21	172.16.0.0/18	VNET2
Subnet22	172.16.128.0/18	VNET2

Subscription2 contains the following virtual network:

- > Name: VNETA
- > Address space: 10.10.128.0/17
- > Location: Canada Central

VNETA contains the following subnets:

Name	Address range
SubnetA1	10.10.130.0/24
SubnetA2	10.10.131.0/24

For each of the following statements, select Yes if the statement is true. Otherwise, select No.

NOTE: Each correct selection is worth one point.

Statements	Yes	No
A Site-to-Site connection can be established between VNET1 and VNET2.	<input type="radio"/>	<input type="radio"/>
VNET1 and VNET2 can be peered.	<input type="radio"/>	<input type="radio"/>
VNET1 and VNETA can be peered.	<input type="radio"/>	<input type="radio"/>

- A. Mastered
B. Not Mastered

Answer: A

Explanation:

Box 1: Yes

With VNet-to-VNet you can connect Virtual Networks in Azure across Different regions. Box 2: Yes

Azure supports the following types of peering:

Virtual network peering: Connect virtual networks within the same Azure region. Global virtual network peering: Connecting virtual networks across Azure regions.

Box 3: No

The virtual networks you peer must have non-overlapping IP address spaces. References:

<https://azure.microsoft.com/en-us/blog/vnet-to-vnet-connecting-virtual-networks-in-azure-across-different-regio> <https://docs.microsoft.com/en-us/azure/virtual-network/virtual-network-manage-peering#requirements-and-cons>

NEW QUESTION 40

- (Exam Topic 4)

You have an Azure virtual machine named VM1.

You use Azure Backup to create a backup of VM1 named Backup1. After creating Backup1, you perform the following changes to VM1:

- Modify the size of VM1.
- Copy a file named Budget.xls to a folder named Data.
- Reset the password for the built-in administrator account.
- Add a data disk to VM1.

An administrator uses the Replace existing option to restore VM1 from Backup1. You need to ensure that all the changes to VM1 are restored.

Which change should you perform again?

- A. Modify the size of VM1.
B. Add a data disk.
C. Reset the password for the built-in administrator account.
D. Copy Budget.xls to Data.

Answer: D

Explanation:

References:

<https://docs.microsoft.com/en-us/azure/backup/backup-azure-arm-restore-vms#replace-existing-disks>

NEW QUESTION 45

- (Exam Topic 4)

You have an Azure subscription that contains an Azure file share.

You have an on-premises server named Server1 that runs Windows Server 2016. You plan to set up Azure File Sync between Server1 and the Azure file share.

You need to prepare the subscription for the planned Azure File Sync.

Which two actions should you perform in the Azure subscription? To answer, drag the appropriate actions to the correct targets. Each action may be used once, more than once, or not at all. You may need to drag the split bar between panes or scroll to view content.

Actions

Create a Storage Sync Service

Create a sync group

Install the Azure File Sync agent

Run Server Registration

Answer Area

First action:

Action

Second action:

Action

- A. Mastered
- B. Not Mastered

Answer: A

Explanation:

First action: Create a Storage Sync Service
The deployment of Azure File Sync starts with placing a Storage Sync Service resource into a resource group of your selected subscription.
Second action: Run Server Registration
Registering your Windows Server with a Storage Sync Service establishes a trust relationship between your server (or cluster) and the Storage Sync Service. A server can only be registered to one Storage Sync Service and can sync with other servers and Azure file shares associated with the same Storage Sync Service. The Server Registration UI should open automatically after installation of the Azure File Sync agent.



NEW QUESTION 49

- (Exam Topic 4)
You have an Azure subscription that contains the following users in an Azure Active Directory tenant named contoso.onmicrosoft.com:

Name	Role	Scope
User1	Global administrator	Azure Active Directory
User2	Global administrator	Azure Active Directory
User3	User administrator	Azure Active Directory
User4	Owner	Azure Subscription

User1 creates a new Azure Active Directory tenant named external.contoso.onmicrosoft.com. You need to create new user accounts in external.contoso.com.onmicrosoft.com.
Solution: You instruct User1 to create the user accounts.

- A. Yes
- B. No

Answer: A

Explanation:

Only a global administrator can add users to this tenant. References:

<https://docs.microsoft.com/en-us/azure/devops/organizations/accounts/add-users-to-azure-ad>

NEW QUESTION 52

- (Exam Topic 4)

Note: This question is part of a series of questions that present the same scenario. Each question in the series contains a unique solution that might meet the stated goals. Some question sets might have more than one correct solution, while others might not have a correct solution.

After you answer a question in this section, you will NOT be able to return to it. As a result, these questions will not appear in the review screen.

You have an Azure subscription that contains the following resources:

- A virtual network that has a subnet named Subnet1
- Two network security groups (NSGs) named NSG-VM1 and NSG-Subnet1
- A virtual machine named VM1 that has the required Windows Server configurations to allow Remote Desktop connections

NSG-Subnet1 has the default inbound security rules only.

NSG-VM1 has the default inbound security rules and the following custom inbound security rule:

- Priority: 100
- Source: Any
- Source port range: *
- Destination: *
- Destination port range: 3389
- Protocol: UDP
- Action: Allow

VM1 connects to Subnet1. NSG1-VM1 is associated to the network interface of VM1. NSG-Subnet1 is associated to Subnet1.

You need to be able to establish Remote Desktop connections from the internet to VM1.

Solution: You add an inbound security rule to NSG-Subnet1 that allows connections from the Internet source to the VirtualNetwork destination for port range 3389 and uses the UDP protocol.

Does this meet the goal?

- A. Yes
- B. No

Answer: B

NEW QUESTION 57

- (Exam Topic 4)

You have an Azure Active Directory (Azure AD) tenant named contoso.com. Multi-factor authentication (MFA) is enabled for all users.

You need to provide users with the ability to bypass MFA for 10 days on devices to which they have successfully signed in by using MFA.

What should you do?

- A. From the multi-factor authentication page, configure the users' settings.
- B. From Azure AD, create a conditional access policy.
- C. From the multi-factor authentication page, configure the service settings.
- D. From the MFA blade in Azure AD, configure the MFA Server settings.

Answer: C

Explanation:

Enable remember Multi-Factor Authentication

- Sign in to the Azure portal.
- On the left, select Azure Active Directory > Users.
- Select Multi-Factor Authentication.
- Under Multi-Factor Authentication, select service settings.
- On the Service Settings page, manage remember multi-factor authentication, select the Allow users to remember multi-factor authentication on devices they trust option.
- Select Save.

References:

<https://docs.microsoft.com/en-us/azure/active-directory/authentication/howto-mfa-mfasettings>

NEW QUESTION 58

- (Exam Topic 4)

Note: This question is part of a series of questions that present the same scenario. Each question in the series contains a unique solution that might meet the stated goals. Some question sets might have more than one correct solution, while others might not have a correct solution.

After you answer a question in this section, you will NOT be able to return to it. As a result, these questions will not appear in the review screen.

You have an Azure subscription that contains the following resources:

- A virtual network that has a subnet named Subnet1
- Two network security groups (NSGs) named NSG-VM1 and NSG-Subnet1
- A virtual machine named VM1 that has the required Windows Server configurations to allow Remote Desktop connections

NSG-Subnet1 has the default inbound security rules only.

NSG-VM1 has the default inbound security rules and the following custom inbound security rule:

- Priority: 100
- Source: Any
- Source port range: *
- Destination: *
- Destination port range: 3389
- Protocol: UDP
- Action: Allow

VM1 connects to Subnet1. NSG1-VM1 is associated to the network interface of VM1. NSG-Subnet1 is associated to Subnet1.

You need to be able to establish Remote Desktop connections from the internet to VM1.

Solution: You modify the custom rule for NSG-VM1 to use the internet as a source and TCP as a protocol. Does this meet the goal?

- A. Yes
- B. No

Answer: A

Explanation:

The default port for RDP is TCP port 3389. A rule to permit RDP traffic must be created automatically when you create your VM.

Note on NSG-Subnet1: Azure routes network traffic between all subnets in a virtual network, by default. References:

<https://docs.microsoft.com/en-us/azure/virtual-machines/troubleshooting/troubleshoot-rdp-connection>

NEW QUESTION 61

- (Exam Topic 4)

Note: This question is part of a series of questions that present the same scenario. Each question in the series contains a unique solution that might meet the stated goals. Some question sets might have more than one correct solution, while others might not have a correct solution.

After you answer a question in this section, you will NOT be able to return to it. As a result, these questions will not appear in the review screen.

You have a computer named Computer1 that has a point-to-site VPN connection to an Azure virtual network named VNet1. The point-to-site connection uses a self-signed certificate.

From Azure, you download and install the VPN client configuration package on a computer named Computer2.

You need to ensure that you can establish a point-to-site VPN connection to VNet1 from Computer2. Solution: You modify the Azure Active Directory (Azure AD) authentication policies.

Does this meet this goal?

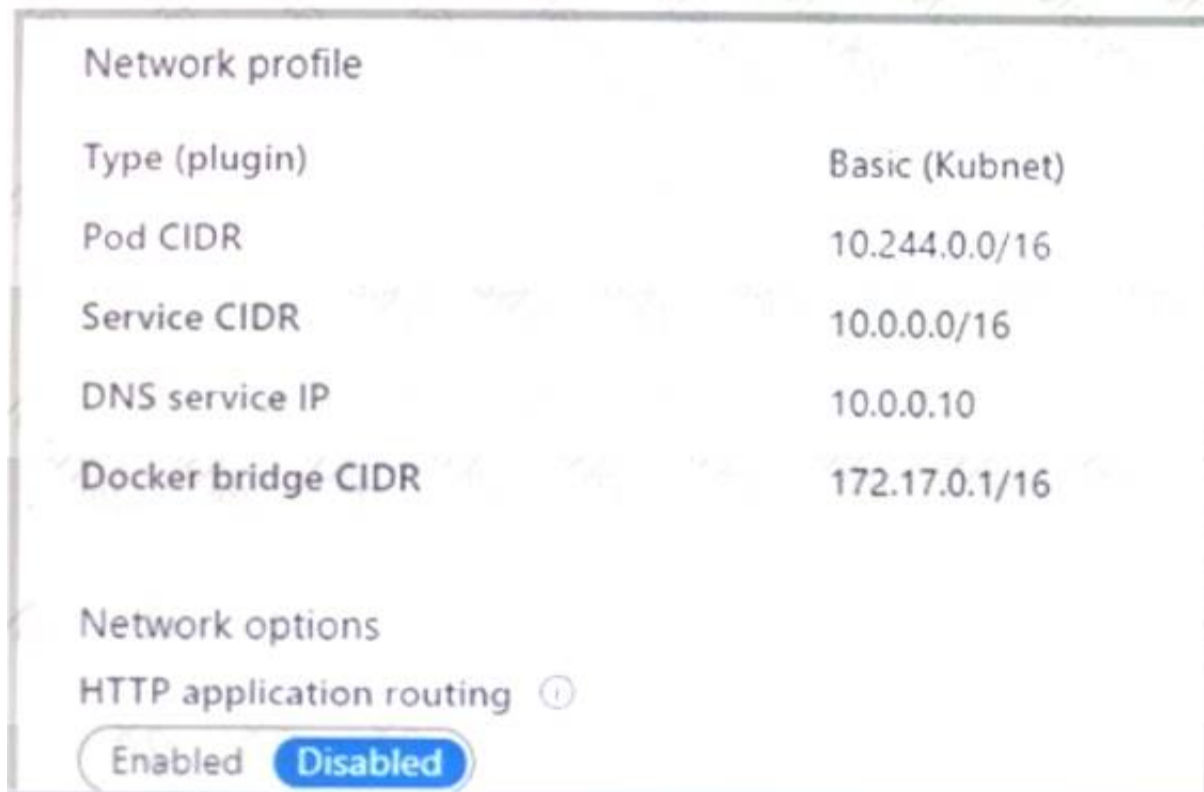
- A. Yes
- B. No

Answer: B

NEW QUESTION 62

- (Exam Topic 4)

You deploy an Azure Kubernetes Service (AKS) cluster that has the network profile shown in the following exhibit.



Network profile	
Type (plugin)	Basic (Kubnet)
Pod CIDR	10.244.0.0/16
Service CIDR	10.0.0.0/16
DNS service IP	10.0.0.10
Docker bridge CIDR	172.17.0.1/16

Network options	
HTTP application routing ⓘ	Enabled Disabled

Use the drop-down menus to select the answer choice that completes each statement based on the information presented in the graphic. NOTE: Each correct selection is worth one point.

Containers will be assigned an IP address in the [answer choice] subnet.

10.244.0.0/16
10.0.0.0/16
172.17.0.1/16

Services in the AKS cluster will be assigned an IP address in the [answer choice] subnet.

10.244.0.0/16
10.0.0.0/16
172.17.0.1/16

- A. Mastered
B. Not Mastered

Answer: A

Explanation:

Containers will be assigned an IP address in the [answer choice] subnet.

10.244.0.0/16
10.0.0.0/16
172.17.0.1/16

Services in the AKS cluster will be assigned an IP address in the [answer choice] subnet.

10.244.0.0/16
10.0.0.0/16
172.17.0.1/16

NEW QUESTION 66

- (Exam Topic 4)

Note: This question is part of a series of questions that present the same scenario. Each question in the series contains a unique solution that might meet the stated goals. Some question sets might have more than one correct solution, while others might not have a correct solution.

After you answer a question in this section, you will NOT be able to return to it. As a result, these questions will not appear in the review screen.

You have an Azure virtual machine named VM1 that runs Windows Server 2016.

You need to create an alert in Azure when more than two error events are logged to the System log on VM1 within an hour.

Solution: You create an event subscription on VM1. You create an alert in Azure Monitor and specify VM1 as the source.

Does this meet the goal?

- A. Yes
B. No

Answer: B

Explanation:

Instead: You create an Azure Log Analytics workspace and configure the data settings. You install the Microsoft Monitoring Agent on VM1. You create an alert in Azure Monitor and specify the Log Analytics workspace as the source.

References:

<https://docs.microsoft.com/en-us/azure/azure-monitor/platform/agents-overview>

NEW QUESTION 68

- (Exam Topic 4)

Your network contains an on-premises Active Directory domain named adatum.com. The domain contains an organizational unit (OU) named OU1. OU1 contains the objects shown in the following table.

Name	Type	Member of
User1	User	Group1
Group1	Global security group	None
Group2	Universal distribution group	None
Computer1	Computer	Group1

You sync OU1 to Azure Active Directory (Azure AD) by using Azure AD Connect. You need to identify which objects are synced to Azure AD. Which objects should you identify?

- A. User1 and Group1 only
B. User1, Group1, and Group2 only
C. User1, Group1, Group2, and Computer1
D. Computer1 only

Answer: B

Explanation:

Reference:

<https://docs.microsoft.com/en-us/azure/active-directory-domain-services/synchronization>

NEW QUESTION 70

- (Exam Topic 4)

You need to use Azure Automation State Configuration to manage the ongoing consistency of virtual machine configurations.

Which five actions should you perform in sequence? To answer, move the appropriate action from the list of actions to the answer area and arrange them in the correct order.

NOTE: More than one order of answer choices is correct. You will receive credit for any of the correct orders you select.

Actions

Compile a configuration into a node configuration.

Onboard the virtual machines to Azure Automation State Configuration.

Upload a configuration to Azure Automation State Configuration.

Check the compliance status of the node.

Assign tags to the virtual machines.

Assign the node configuration.

Create a management group.

Answer Area

- A. Mastered
B. Not Mastered

Answer: A

Explanation:

Step 1: Upload a configuration to Azure Automation State Configuration. Import the configuration into the Automation account.

Step 2: Compile a configuration into a node configuration.

A DSC configuration defining that state must be compiled into one or more node configurations (MOF document), and placed on the Automation DSC Pull Server.

Step 3: Onboard the virtual machines to Azure Automation State Configuration. Onboard the Azure VM for management with Azure Automation State

Configuration Step 4: Assign the node configuration

Step 5: Check the compliance status of the node

Each time Azure Automation State Configuration performs a consistency check on a managed node, the node sends a status report back to the pull server. You can view these reports on the page for that node.

On the blade for an individual report, you can see the following status information for the corresponding consistency check:

The report status — whether the node is "Compliant", the configuration "Failed", or the node is "Not Compliant"

References:

<https://docs.microsoft.com/en-us/azure/automation/automation-dsc-getting-started>

NEW QUESTION 73

- (Exam Topic 4)

You have an Azure subscription.

Users access the resources in the subscription from either home or from customer sites. From home, users must establish a point-to-site VPN to access the Azure resources. The users on the customer sites access the Azure resources by using site-to-site VPNs.

You have a line-of-business app named App1 that runs on several Azure virtual machine. The virtual machines run Windows Server 2016.

You need to ensure that the connections to App1 are spread across all the virtual machines.

What are two possible Azure services that you can use? Each correct answer presents a complete solution.

NOTE: Each correct selection is worth one point.

- A. a public load balancer
B. Traffic Manager
C. an Azure Content Delivery Network (CDN)
D. an internal load balancer
E. an Azure Application Gateway

Answer: DE

NEW QUESTION 76

- (Exam Topic 4)

Your on-premises network contains an Active Directory domain named adatum.com that is synced to Azure Active Directory (Azure AD). Password writeback is disabled.

In adatum.com, you create the users shown in the following table.

Name	Account option
User1	User must change password at next logon.
User2	Store password by using reversible encryption.
User3	A smart card is required for interactive logon.

Which users must sign in from a computer joined to adatum.com?

- A. User2 only

- B. User1 and User3 only
- C. User1, User2, and User3
- D. User2 and User3 only
- E. User1 only

Answer: E

Explanation:

Password writeback is a feature enabled with Azure AD Connect that allows password changes in the cloud to be written back to an existing on-premises directory in real time.

References:

<https://docs.microsoft.com/en-us/azure/active-directory/authentication/concept-sspr-writeback>

NEW QUESTION 80

- (Exam Topic 4)

Note: This question is part of a series of questions that present the same scenario. Each question in the series contains a unique solution that might meet the stated goals. Some question sets might have more than one correct solution, while others might not have a correct solution.

After you answer a question in this section, you will NOT be able to return to it. As a result, these questions will not appear in the review screen.

You have a computer named Computer1 that has a point-to-site VPN connection to an Azure virtual network named VNet1. The point-to-site connection uses a self-signed certificate.

From Azure, you download and install the VPN client configuration package on a computer named Computer2.

You need to ensure that you can establish a point-to-site VPN connection to VNet1 from Computer2. Solution: You export the client certificate from Computer1 and install the certificate on Computer2. Does this meet this goal?

- A. Yes
- B. No

Answer: A

Explanation:

Each client computer that connects to a VNet using Point-to-Site must have a client certificate installed. You generate a client certificate from the self-signed root certificate, and then export and install the client certificate. If the client certificate is not installed, authentication fails.

References:

<https://docs.microsoft.com/en-us/azure/vpn-gateway/vpn-gateway-certificates-point-to-site>

NEW QUESTION 81

- (Exam Topic 4)

You have an Azure subscription named Subscription1 that contains the resources shown in the following table.

Name	Type	Region	Resource group
RG1	Resource group	West Europe	<i>Not applicable</i>
RG2	Resource group	North Europe	<i>Not applicable</i>
Vault1	Recovery Services vault	West Europe	RG1

You create virtual machines in Subscription1 as shown in the following table.

Name	Resource group	Region	Operating system
VM1	RG1	West Europe	Windows Server 2016
VM2	RG1	North Europe	Windows Server 2016
VM3	RG2	West Europe	Windows Server 2016
VMA	RG1	West Europe	Ubuntu Server 18.04
VMB	RG1	North Europe	Ubuntu Server 18.04
VMC	RG2	West Europe	Ubuntu Server 18.04

You plan to use Vault1 for the backup of as many virtual machines as possible. Which virtual machines can be backed up to Vault1?

- A. VM1, VM3, VMA, and VMC only
- B. VM1 and VM3 only
- C. VM1, VM2, VM3, VMA, VMB, and VMC
- D. VM1 only
- E. VM3 and VMC only

Answer: A

Explanation:

To create a vault to protect virtual machines, the vault must be in the same region as the virtual machines. If you have virtual machines in several regions, create a Recovery Services vault in each region.

References:

<https://docs.microsoft.com/bs-cyrl-ba/azure/backup/backup-create-rs-vault>

NEW QUESTION 84

.....

Relate Links

100% Pass Your AZ-104 Exam with ExamBible Prep Materials

<https://www.exambible.com/AZ-104-exam/>

Contact us

We are proud of our high-quality customer service, which serves you around the clock 24/7.

Viste - <https://www.exambible.com/>