



Cisco

Exam Questions 200-301

Cisco Certified Network Associate

NEW QUESTION 1

An email user has been lured into clicking a link in an email sent by their company's security organization. The webpage that opens reports that it was safe but the link could have contained malicious code. Which type of security program is in place?

- A. Physical access control
- B. Social engineering attack
- C. brute force attack
- D. user awareness

Answer: B

NEW QUESTION 2

In Which way does a spine and-leaf architecture allow for scalability in a network when additional access ports are required?

- A. A spine switch and a leaf switch can be added with redundant connections between them
- B. A spine switch can be added with at least 40 GB uplinks
- C. A leaf switch can be added with a single connection to a core spine switch.
- D. A leaf switch can be added with connections to every spine switch

Answer: D

NEW QUESTION 3

Refer to the exhibit.

```
ip arp inspection vlan 2
interface fastethernet 0/1
 switchport mode access
 switchport access vlan 2
```

What is the effect of this configuration?

- A. The switch port interface trust state becomes untrusted
- B. The switch port remains administratively down until the interface is connected to another switch
- C. Dynamic ARP inspection is disabled because the ARP ACL is missing
- D. The switch port remains down until it is configured to trust or untrust incoming packets

Answer: A

NEW QUESTION 4

An engineer must configure a /30 subnet between two routers. Which usable IP address and subnet mask combination meets this criteria?

```
interface e0/0
description to HQ-A371:10975
ip address 172.16.1.4 255.255.255.248
```

```
interface e0/0
description to HQ-A371:10975
ip address 10.2.1.3 255.255.255.252
```

```
interface e0/0
description to HQ-A371:10975
ip address 192.168.1.1 255.255.255.248
```

```
interface e0/0
description to HQ-A371:10975
ip address 209.165.201.2 255.255.255.252
```

- A. Option A
- B. Option B
- C. Option C
- D. Option D

Answer: C

NEW QUESTION 5

What is a benefit of using a Cisco Wireless LAN Controller?

- A. Central AP management requires more complex configurations
- B. Unique SSIDs cannot use the same authentication method
- C. It supports autonomous and lightweight APs
- D. It eliminates the need to configure each access point individually

Answer: D

NEW QUESTION 6

Drag and drop the Cisco Wireless LAN Controller security settings from the left onto the correct security mechanism categories on the right.

web policy
Passthrough
WPA+WPA2
802.1X

Layer 2 Security Mechanisms	
Layer 3 Security Mechanisms (for WLAN)	

- A. Mastered
 B. Not Mastered

Answer: A

Explanation:

web policy
Passthrough
WPA+WPA2
802.1X

Layer 2 Security Mechanisms	
Passthrough	
802.1X	
Layer 3 Security Mechanisms (for WLAN)	
WPA+WPA2	
web policy	

NEW QUESTION 7

Router A learns the same route from two different neighbors, one of the neighbor routers is an OSPF neighbor and the other is an EIGRP neighbor. What is the administrative distance of the route that will be installed in the routing table?

- A. 20
 B. 90
 C. 110
 D. 115

Answer: B

NEW QUESTION 8

Which two values or settings must be entered when configuring a new WLAN in the Cisco Wireless LAN Controller GUI? (Choose two)

- A. management interface settings
 B. QoS settings
 C. Ip address of one or more access points
 D. SSID
 E. Profile name

Answer: DE

NEW QUESTION 9

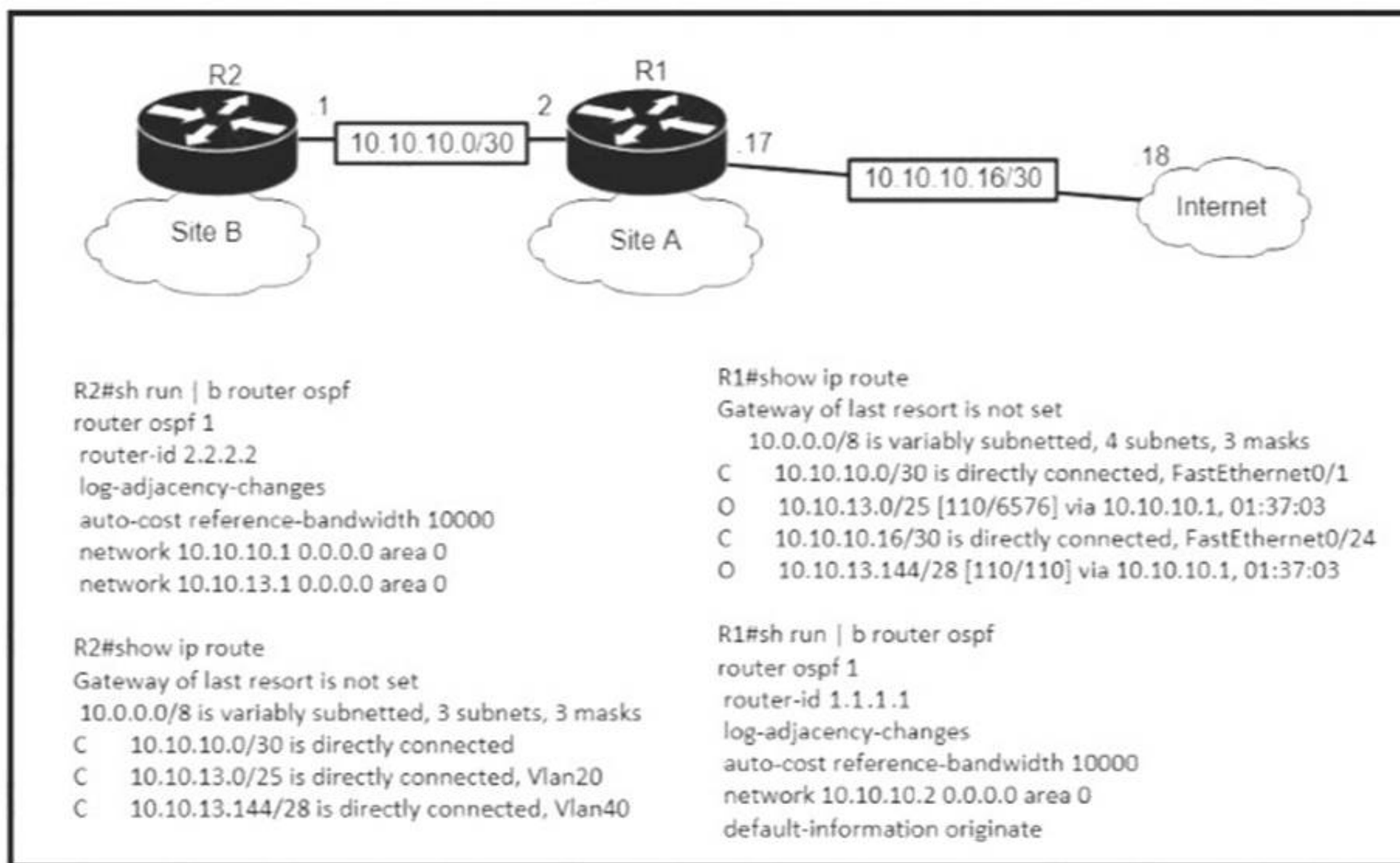
Which command is used to specify the delay time in seconds for LLDP to initialize on any interface?

- A. lldp timer
 B. lldp holdtimt
 C. lldp reinit
 D. lldp tlv-select

Answer: D

NEW QUESTION 10

Refer to the exhibit.



An engineer is bringing up a new circuit to the MPLS provider on the Gi0/1 interface of Router1. The new circuit uses eBGP and teams the route to VLAN25 from the BGP path. What is the expected behavior for the traffic flow for route 10.10.13.0/25?

- A. Traffic to 10.10.13.0/25 is load balanced out of multiple interfaces
- B. Route 10.10.13.0/25 is updated in the routing table as being learned from interface Gi0/1.
- C. Traffic to 10.10.13.0/25 is asymmetrical
- D. Route 10.10.13.0/25 learned via the Gi0/0 interface remains in the routing table

Answer: D

NEW QUESTION 10

Which statement identifies the functionality of virtual machines?

- A. Virtualized servers run most efficiently when they are physically connected to a switch that is separate from the hypervisor
- B. The hypervisor can virtualize physical components including CPU, memory, and storage
- C. Each hypervisor can support a single virtual machine and a single software switch
- D. The hypervisor communicates on Layer 3 without the need for additional resources

Answer: D

NEW QUESTION 13

Which command automatically generates an IPv6 address from a specified IPv6 prefix and MAC address of an interface?

- A. ipv6 address dhcp
- B. ipv6 address 2001:DB8:5:112::/64 eui-64
- C. ipv6 address autoconfig
- D. ipv6 address 2001:DB8:5:112::2/64 link-local

Answer: C

NEW QUESTION 14

Which 802.11 frame type is association response?

- A. management
- B. protected frame
- C. control
- D. action

Answer: B

NEW QUESTION 15

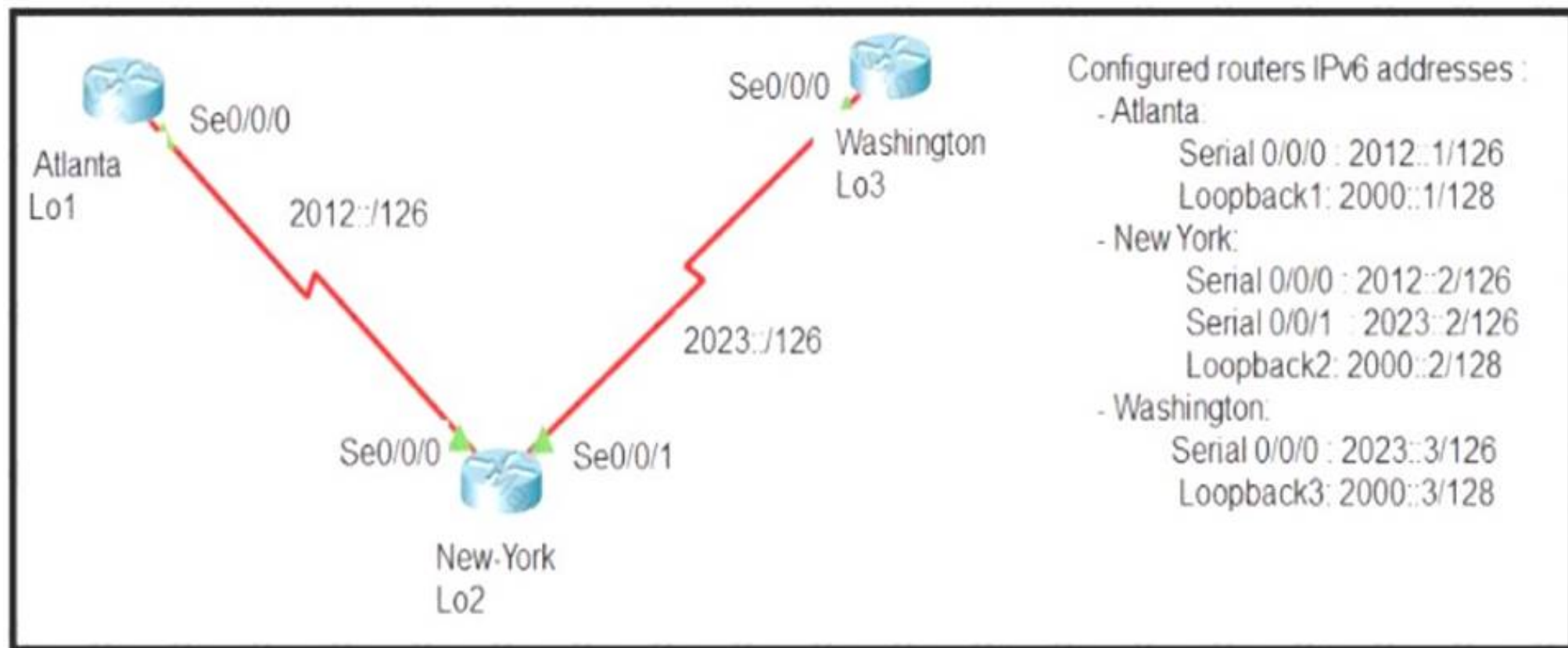
Which two tasks must be performed to configure NTP to a trusted server in client mode on a single network device? (Choose two)

- A. Enable NTP authentication.
- B. Verify the time zone.
- C. Disable NTP broadcasts
- D. Specify the IP address of the NTP server
- E. Set the NTP server private key

Answer: DE

NEW QUESTION 17

Refer to the exhibit.



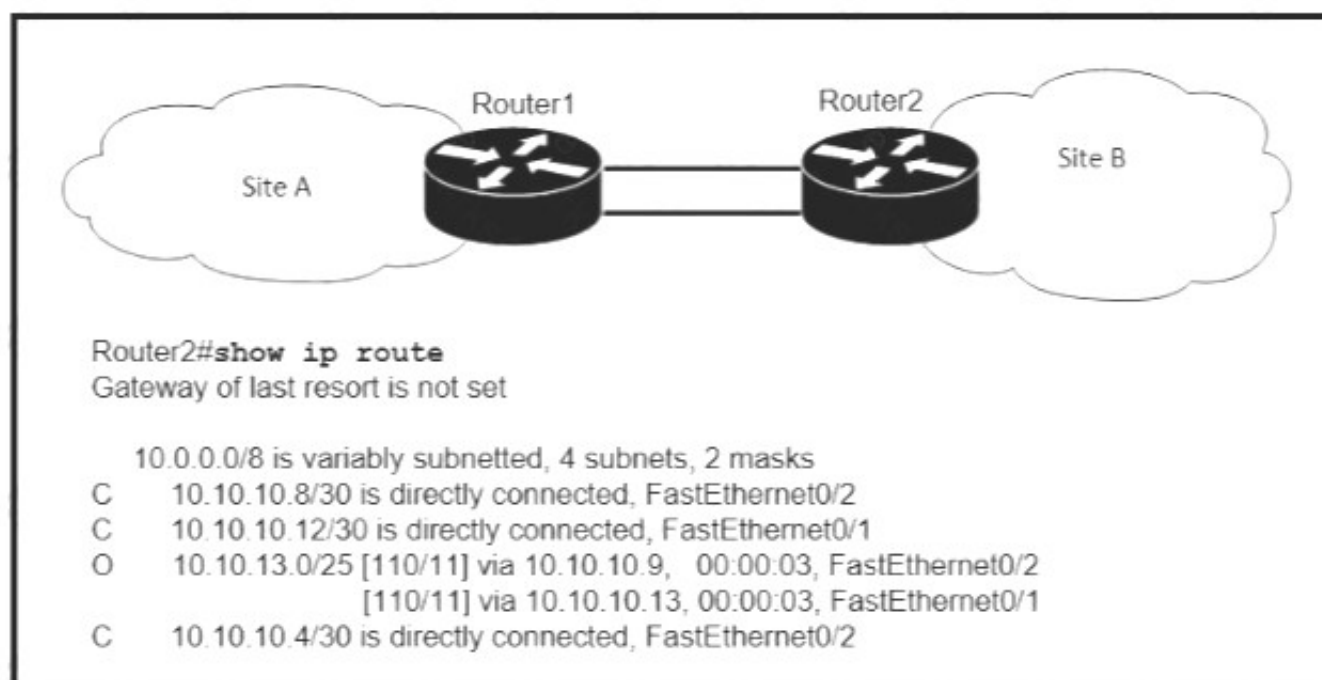
The New York router is configured with static routes pointing to the Atlanta and Washington sites. Which two tasks must be performed so that the Serial0/0/0 interfaces on the Atlanta and Washington routers can reach one another? (Choose two.)

- A. Configure the ipv6 route 2012::/126 2023::1 command on the Washington router
- B. Configure the ipv6 route 2023::/126 2012::1 command on the Atlanta router.
- C. Configure the Ipv6 route 2012::/126 s0/0/0 command on the Atlanta router
- D. Configure the ipv6 route 2023::/126 2012::2 command on the Atlanta router
- E. Configure the ipv6 route 2012::/126 2023::2 command on the Washington router

Answer: CE

NEW QUESTION 18

Refer to the exhibit.



If OSPF is running on this network, how does Router 2 handle traffic from Site B to 10.10.13/25 at Site A?

- A. It sends packets out of interface Fa0/2 only.
- B. It sends packets out of interface Fa0/1 only.
- C. It cannot send packets to 10.10.13 128/25
- D. It load-balances traffic out of Fa0/1 and Fa0/2

Answer: D

NEW QUESTION 22

Drag drop the descriptions from the left onto the correct configuration-management technologies on the right.

fundamental configuration elements are stored in a manifest

uses TCP port 10002 for configuration push jobs

uses Ruby for fundamental configuration elements

uses SSH for remote device communication

uses TCP 8140 for communication

uses YAML for fundamental configuration elements

Ansible

Chef

Puppet

- A. Mastered
- B. Not Mastered

Answer: A

Explanation:

fundamental configuration elements are stored in a manifest

uses TCP port 10002 for configuration push jobs

uses Ruby for fundamental configuration elements

uses SSH for remote device communication

uses TCP 8140 for communication

uses YAML for fundamental configuration elements

Ansible

uses TCP port 10002 for configuration push jobs

uses TCP 8140 for communication

Chef

uses Ruby for fundamental configuration elements

uses SSH for remote device communication

Puppet

uses YAML for fundamental configuration elements

fundamental configuration elements are stored in a manifest

NEW QUESTION 27

A router running EIGRP has learned the same route from two different paths Which parameter does the router use to select the best path?

- A. cost
- B. adminstrative distance
- C. metric
- D. as-path

Answer: C

NEW QUESTION 32

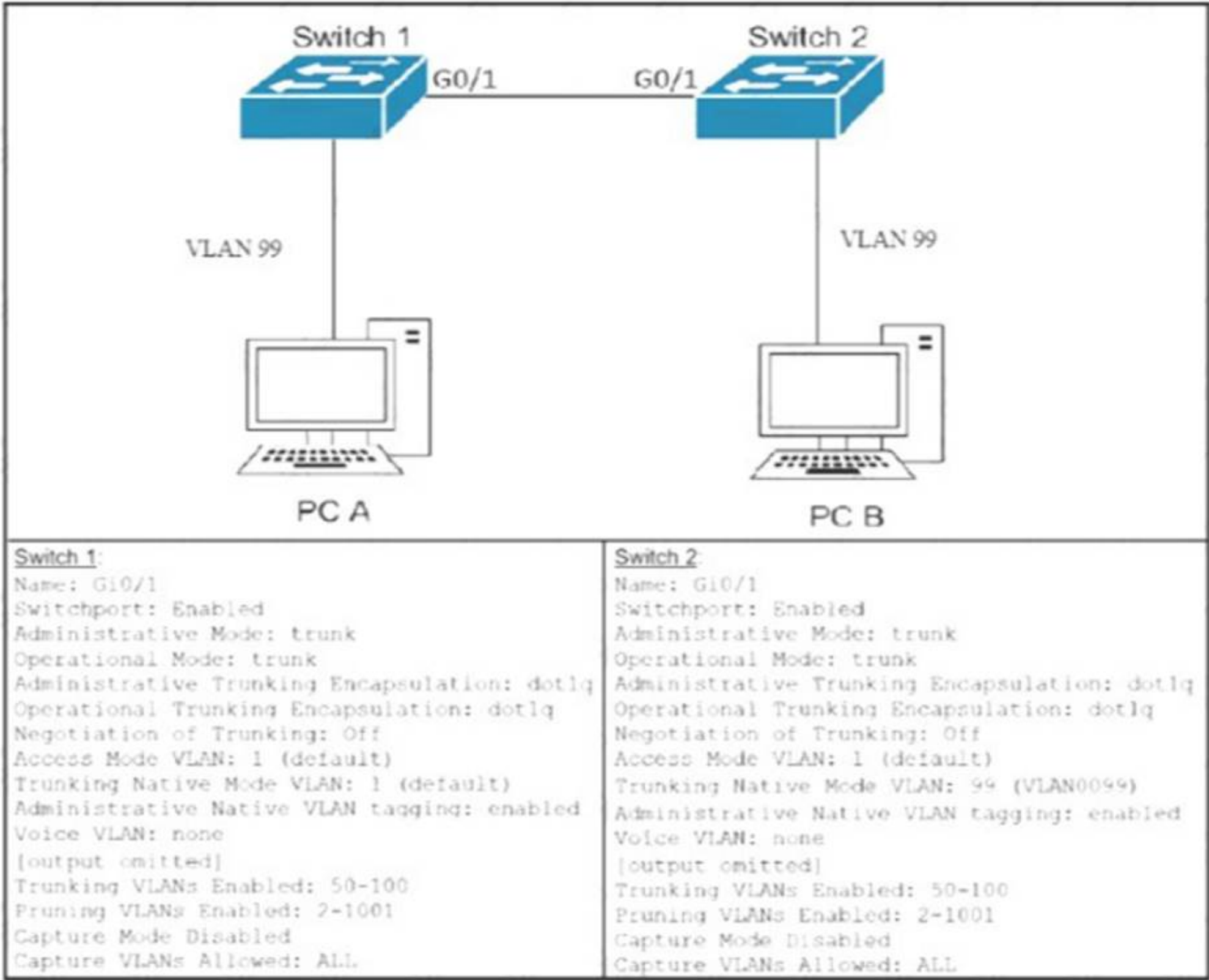
If a notice-level messaging is sent to a syslog server, which event has occurred?

- A. A network device has restarted
- B. An ARP inspection has failed
- C. A routing instance has flapped
- D. A debug operation is running

Answer: A

NEW QUESTION 33

Refer to the Exhibit.



After the switch configuration the ping test fails between PC A and PC B Based on the output for switch 1. which error must be corrected?

- A. There is a native VLAN mismatch
- B. Access mode is configured on the switch ports.
- C. The PCs are in the incorrect VLAN
- D. All VLANs are not enabled on the trunk

Answer: A

NEW QUESTION 36

.....

Thank You for Trying Our Product

We offer two products:

1st - We have Practice Tests Software with Actual Exam Questions

2nd - Questions and Answers in PDF Format

200-301 Practice Exam Features:

- * 200-301 Questions and Answers Updated Frequently
- * 200-301 Practice Questions Verified by Expert Senior Certified Staff
- * 200-301 Most Realistic Questions that Guarantee you a Pass on Your First Try
- * 200-301 Practice Test Questions in Multiple Choice Formats and Updates for 1 Year

100% Actual & Verified — Instant Download, Please Click
[Order The 200-301 Practice Test Here](#)