



Microsoft

Exam Questions PL-900

Microsoft Power Platform Fundamentals

NEW QUESTION 1

You create a Power BI dashboard that displays data from Dynamics 365 Customer Engagement. You need to share the Power BI dashboard with coworkers. What are three possible ways to achieve the goal? Each correct answer presents a complete solution.

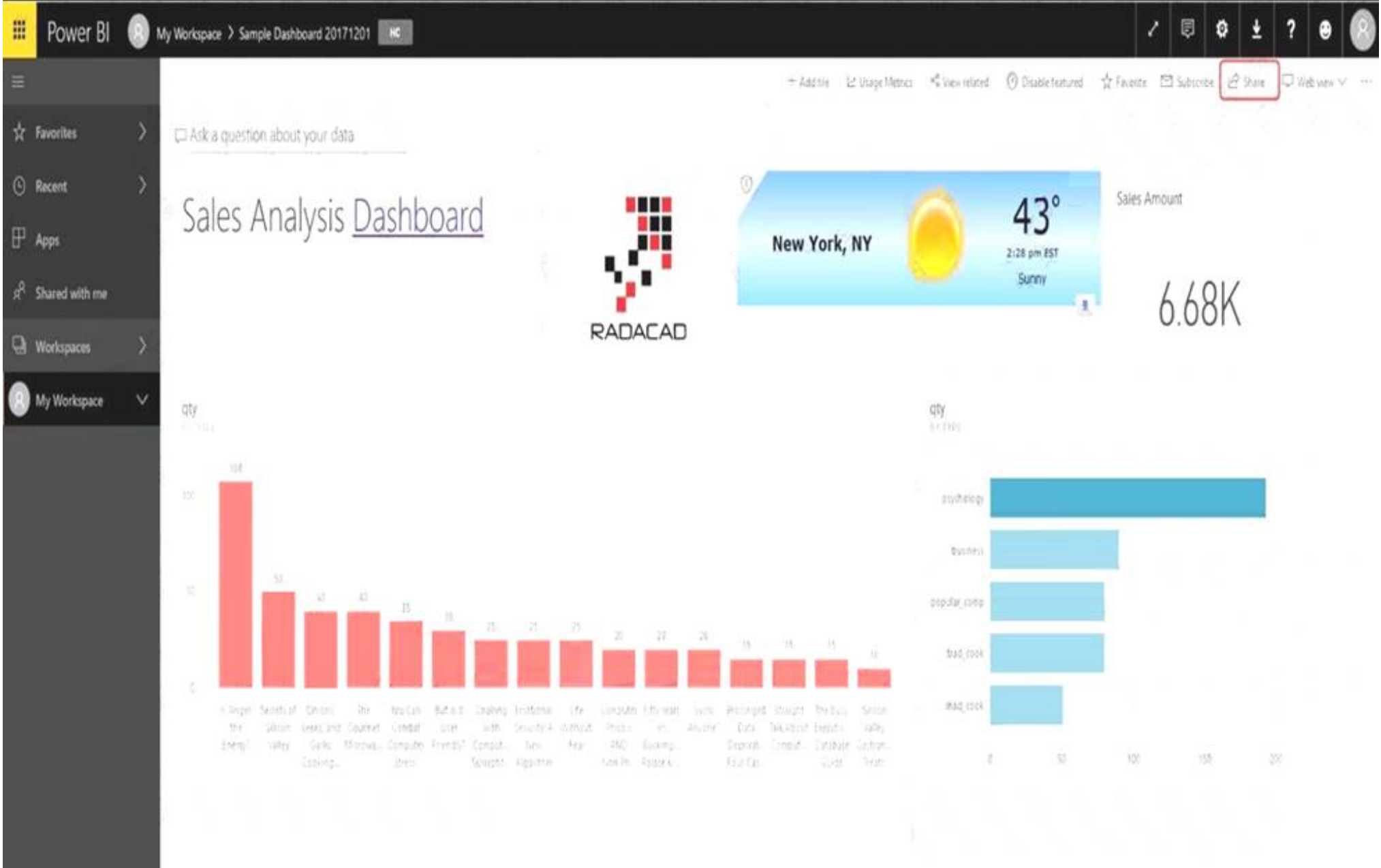
NOTE: Each correct selection is worth one point.

- A. Create a Power BI workspace and grant coworkers permissions.
- B. Publish the dashboard as an app to your coworkers.
- C. Export the data into Common Data Service for others to manipulate in Power BI.
- D. Export the data to Microsoft Excel for coworkers to import and view in Power BI.
- E. Embed reports in your company's internal web portal.

Answer: ABE

Explanation:

A: Basic Sharing for Dashboards and Reports through a workspace is the most common way of sharing the Power BI content. Basic Sharing is very simple and easy to use method. You can simply click on the Share button in the dashboard or report, and then share it with other users.



B: Apps are great sharing method for multiple environment, and best way of sharing for users in production environment. Power BI App is the solution for multiple environment approach. With Power BI App, your development environment (workspace), and user environment (App) are isolated from each other.

Note: If you are using SharePoint online as a portal for document management and some other reasons already, then consider using Embed in SharePoint Online feature of Power BI reports. This method is secure and you can share the report only with Power BI users you want.

E: Sometimes, you don't need a secure way of sharing, you may search for an easy and free way of sharing, and your content is not confidential or sensitive. Publish to web is your friend in such situation. This is the only free way of sharing in Power BI, but be aware that this method is not secure. Publish to web method, gives you an embed code, which you can use in any web pages to embed the Power BI report in it

NEW QUESTION 2

A user is trying to understand the differences between the various ways apps can be built by using Power Apps. For each of the following statements, select Yes if the statement is true. Otherwise, select No.

NOTE: Each correct selection is worth one point.

Statement	Yes	No
You can embed canvas apps in model-driven apps.	<input type="radio"/>	<input type="radio"/>
A Power Apps portal can use only one data source.	<input type="radio"/>	<input type="radio"/>
You must use Power BI to create reports in model-driven apps.	<input type="radio"/>	<input type="radio"/>

- A. Mastered
B. Not Mastered

Answer: A

Explanation:

Box 1: Yes

You can create a canvas app and then embed that within a model driven app. Box 2: No

With the capability to build a portal in PowerApps, you can create a website for external and internal users enabling them to interact with data stored in Common Data Service.

Note: Common Data Service lets you securely store and manage data that's used by business applications. Data within Common Data Service is stored within a set of entities. An entity is a set of records used to store data, similar to how a table stores data within a database. Common Data Service includes a base set of standard entities that cover typical scenarios, but you can also create custom entities specific to your organization and populate them with data using Power Query. App makers can then use PowerApps to build rich applications using this data.

Box 3: Yes

To get started building a report you'll need the latest version of Power BI Desktop and a PowerApps environment with the latest version of the Common Data Service.

NEW QUESTION 3

You need to explain the major components of the Common Data Model (CDM) and their functions. Match each term to its definition.

Instructions: To answer, drag the appropriate term from the column on the left to its definition on the right. Each term may be used once, more than once, or not at all. Each correct match is worth one point.

NOTE: Each correct selection is worth one point.

Tools	Answer Area	
	Purpose	Tool
Entities		
Data connectors	Helps jumpstart application development by leveraging business logic, security, and integrations.	Tool
Common Data Service	A set of records used to store data.	Tool
Common Data Model		
Microsoft Power Platform		
Workflows		

- A. Mastered
B. Not Mastered

Answer: A

Explanation:

Box 1: Microsoft Power Platform

Power Platform combines the robust power of PowerApps, PowerBI, and Microsoft Flow into one powerful business application platform – providing quick and easy app building and data insights. Each component of the Microsoft Power Platform is built on the Common Data Service for Apps. Each component is dynamic by itself, but brilliant and masterful when combined.

The Microsoft Power platform brings all your data together into a common data model. Box 2: Entities
 An entity is a set of records used to store data, similar to how a table stores data within a database.

NEW QUESTION 4

A company plans to use Power BI to visualize data from business systems.

For each of the following statements, select Yes if the statement is true. Otherwise, select No. NOTE: Each correct selection is worth one point.

Statement	Yes	No
You can display data aggregates and raw data in a Power BI report.	<input type="radio"/>	<input type="radio"/>
You can display related data from Dynamics 365 Customer Engagement and Excel in the same Power BI report.	<input type="radio"/>	<input type="radio"/>
You create a Power App to supply data for a Power BI report. You can modify the data directly in the report.	<input type="radio"/>	<input type="radio"/>

- A. Mastered
- B. Not Mastered

Answer: A

Explanation:

Box 1: Yes

The following list provides advantages to using aggregations:

Query performance over big data - as users interact with visuals on Power BI reports, DAX queries are submitted to the dataset. Boost query speeds by caching data at the aggregated level, using a fraction of the resources required at the detail level. Unlock big data in a way that would otherwise be impossible.

Box 2: No

You can connect to model-driven apps in Dynamics 365 with Power BI Desktop to create custom reports and dashboards for use with the Power BI service.

You can use similar steps to connect to model-driven apps in Dynamics 365 using Office Excel Power Query by selecting From Other Sources on the Power Query tab in Excel.

Box 3: Yes

Using the PowerApps custom visual, you will be able to pass context aware data to a PowerApps app which updates in real time as you make changes to your report.

NEW QUESTION 5

A company uses Dynamics 365 Supply Chain Management.

You need to use Microsoft Flow to automate the process of receiving and tracking raw materials. Which type of connector should you use?

- A. Common Data Service
- B. Dynamics 365
- C. Dynamics 365 for Fin & Ops
- D. Dynamic Signal

Answer: A

Explanation:

Dynamics 365 for Finance and Operations is now being licensed as Dynamics 365 Finance and Dynamics 365 Supply Chain Management.

You can use Common Data Service to enable the flow of data between Finance and Operations apps and Dynamics 365 Sales.

NEW QUESTION 6

This question requires that you evaluate the BOLD text to determine if it is correct.

You have a Power Apps app. You create a new version of the app and then publish the new version. A customer goes through the process of restoring the previous version of the app. In the Version tab for the app, you will see two versions of the app.

Review the underlined text. If it makes the statement correct, select "No change is needed." If the statement is incorrect, select the answer choice that makes the statement correct.

- A. No change is needed.
- B. one
- C. three
- D. four

Answer: C

Explanation:

Restore a canvas app to a previous version in PowerApps.

1. Open powerapps.com, and then click or tap Apps in the left navigation bar.
2. Near the right edge, click or tap the info icon for the app that you want to restore.

3. Click or tap the Versions tab, and then click or tap Restore for the version that you want to restore.

Details • Share • Versions • Settings • Analytics (preview)


PowerApps keeps a version history of your apps.

VERSION	MODIFIED	MODIFIED BY	POWERAPPS RELEASE 	PUBLISHED	COMMENT
2	8/20/2018 2:24:29 PM	Firstname Lastname	3.18081.19	Live	  
1	7/9/2018 10:55:48 AM	Firstname LastName	3.18071.36		 Restore  Delete

4. In the confirmation dialog box, click or tap Restore. A new version is added to your list.

Details • Share • Versions • Settings • Analytics (preview)

PowerApps keeps a version history of your apps.

VERSION	MODIFIED	MODIFIED BY	POWERAPPS RELEASE 	PUBLISHED	COMMENT
3	8/20/2018 2:41:30 PM	Firstname Lastname	3.18071.36		 Publish this version
2	8/20/2018 2:24:29 PM	Firstname Lastname	3.18081.19	Live	 Restore  Delete
1	7/9/2018 10:55:48 AM	Firstname Lastname	3.18071.36		 Restore  Delete

NEW QUESTION 7

A business is evaluating AI Builder. Which actions can you perform?

For each of the following statements, select Yes if the statement is true. Otherwise, select No. NOTE: Each correct selection is worth one point.

Statement	Yes	No
You can use a text classification model in AI Builder to retrieve text and perform sentiment analysis for ServiceNow incidents.	<input type="radio"/>	<input type="radio"/>
You can tag Instagram posts that mention your new product.	<input type="radio"/>	<input type="radio"/>
You can send results about the number of mentions of your new product in Instagram to Power BI for inclusion on a dashboard.	<input type="radio"/>	<input type="radio"/>

- A. Mastered
- B. Not Mastered

Answer: A

Explanation:

Statement	Yes	No
You can use a text classification model in AI Builder to retrieve text and perform sentiment analysis for ServiceNow incidents.	<input checked="" type="radio"/>	<input type="radio"/>
You can tag Instagram posts that mention your new product.	<input checked="" type="radio"/>	<input type="radio"/>
You can send results about the number of mentions of your new product in Instagram to Power BI for inclusion on a dashboard.	<input checked="" type="radio"/>	<input type="radio"/>

NEW QUESTION 8

A company uses a third party application and an approval process via email. At the end of the month, the IT department enters the data into Microsoft Excel to create pivot charts.
The Excel pivot charts must use the same data source as Dynamics 365 Field Service to generate charts and reports.
You need to recommend a solution.
What should you recommend? To answer, select the appropriate configuration in the answer area.
NOTE: Each correct selection is worth one point.

Requirement	Solution
Create an approval workflow.	<div><div></div><div>Dynamics 365 Workflow Notifications Microsoft Outlook Integration AI Builder Microsoft Flow</div></div>
Connect to report data.	<div><div></div><div>Common Data Service and Power BI Third-party from AppSource Custom Code flat file integration Dynamics 365 Field Service</div></div>

- A. Mastered
- B. Not Mastered

Answer: A

Explanation:

Box 1: Dynamics 365 Workflow notifications
You can configure the system to send email messages to users when workflow-related events occur. Note:

- Go to Navigation pane > Modules > System administration > Users > Users.
- In the list, find and select the desired record.
- On the Action pane, click User options.
- Click the Workflow tab. Make sure that the Notifications section is expanded. In the Notifications section, you can specify how you want the user to be notified about workflow-related events.

Box 2: Dynamics 365 Field Service
Supply Chain Management enables synchronization of business processes between Dynamics 365 Supply Chain Management and Dynamics 365 Field Service. The integration scenarios are configured by using extensible Data integrator templates and Common Data Service to enable the synchronization of business processes. Standard templates can be used to create custom integration projects, where additional standard and custom fields and entities can be mapped to adjust the integration and meet specific business needs.

NEW QUESTION 9

A company uses Dynamics 365 Supply Chain Management.

When a sales order is created for one of the customers that a specific user manages, a Microsoft Outlook task must be created to remind the user to perform any follow up activities that are required.

You need to implement the functionality to create Outlook tasks.

Which two features should you use? Each correct answer presents part of the solution.

NOTE: Each correct selection is worth one point.

- A. AI Builder
- B. Power Apps
- C. Business Events
- D. Microsoft Flow
- E. Common Data Service

Answer: CD

Explanation:

Business events in Microsoft Power Automate

Business events can be consumed in Microsoft Power Automate via the application connector. The connector has a trigger that is named when a business event occurs. This trigger can be used to subscribe to any of the business events that are available in the target instance of the application.

NEW QUESTION 10

This question requires that you evaluate the BOLD text to determine if it is correct.

A company requires that service representatives schedule customer visits every six months. Each service representative is required to enter a scheduled task for the next checkup as they are leaving a client site. A service representative wants to automate task entry by creating a business process flow that can be initiated from the service call screen on a phone.

Review the underlined text. If it makes the statement correct, select "No change is needed." If the statement is incorrect, select the answer choice that makes the statement correct.

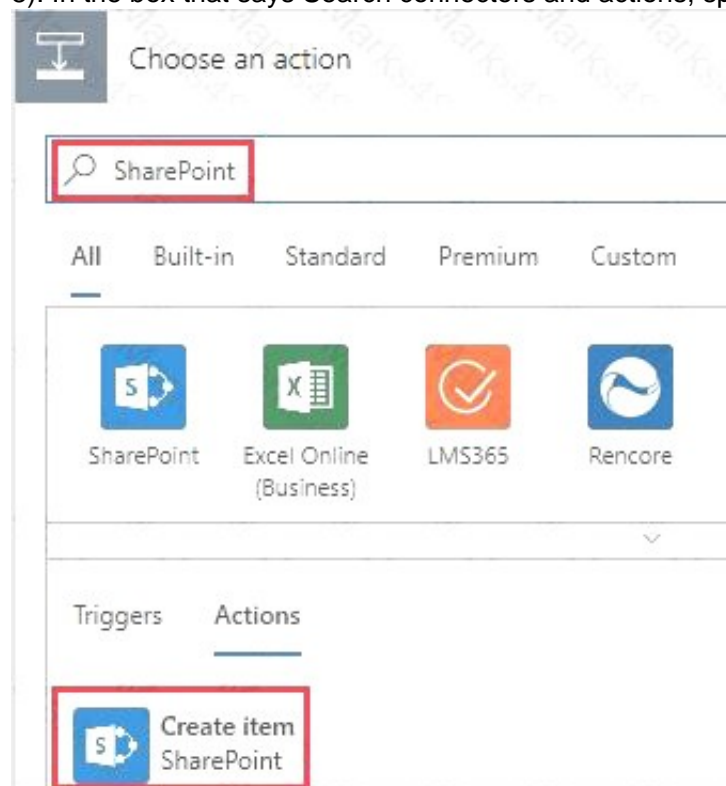
- A. No change is needed.
- B. a scheduled
- C. an instant
- D. an action

Answer: D

Explanation:

Note: Create a flow (see step 6 below)

- 1). Sign in to PowerApps.
- 2). In the left navigation bar, select Business logic, and then select Flows.
- 3). In the upper-left corner of the My Flows page, select New, and then select Create from blank.
- 4). Option to create a flow without using a template
- Near the bottom of the page that appears, select Search hundreds of connections and triggers.
- 5). In the search box, type PowerApps, and then select the PowerApps icon.
- 6). Create a PowerApps trigger
- 7). On the next page, select the PowerApps icon again, and then select New step.
- 8). In the box that says Search connectors and actions, specify an action for your flow, as in this example:



NEW QUESTION 10

You manage the support team at a rapidly growing company.

Customers and support technicians need a better experience when logging and responding to support requests. You need more visibility into what the support technicians are doing every week.

You need to recommend tools to help the company's needs.

Which tools should you recommend? To answer, drag the appropriate tools to the correct requirements. Each tool may be used once, more than once, or not at all.

You may need to drag the split bar between panes or scroll to view content.

NOTE: Each correct selection is worth one point.

Tools	Answer Area		
	Requirement		Tool
Power Apps			
Microsoft Flow	Customers must be able to submit support requests by using a website.		Tool
Power BI	Support requests must be created and stored.		Tool
Common Data Service	Support technicians must be notified when a new support request is entered.		Tool
	Support technicians must be able to enter a status report for work completed during the previous week by using a mobile app.		Tool

- A. Mastered
 B. Not Mastered

Answer: A

Explanation:

Tools	Answer Area		
	Requirement		Tool
Power Apps			
Microsoft Flow	Customers must be able to submit support requests by using a website.		Power BI
Power BI	Support requests must be created and stored.		Common Data Service
Common Data Service	Support technicians must be notified when a new support request is entered.		Microsoft Flow
	Support technicians must be able to enter a status report for work completed during the previous week by using a mobile app.		Power Apps

NEW QUESTION 13

You plan to use Microsoft Flow to monitor what people are saying about your company's products. You store the feedback for research and development purposes.

You need to recommend Flow components to use for the solution.

To answer, drag the appropriate components to the correct requirements. Each component may be used once, more than once, or not at all. You may need to drag the split bar between panes or scroll to view content.

NOTE: Each correct selection is worth one point.

Components	Answer Area	
	Requirement	Component
action		
expression	Retrieve the top five posts from your company's Facebook page.	Component
service	Enter the resulting posts into the product database.	Component
trigger	Combine author and link fields into a single field.	Component
flow type	Run flow every hour.	Component

Components	Answer Area	
	Requirement	Component
action		
expression	Retrieve the top five posts from your company's Facebook page.	trigger
service	Enter the resulting posts into the product database.	action
trigger	Combine author and link fields into a single field.	expression
flow type	Run flow every hour.	flow type

- A. Mastered
- B. Not Mastered

Answer: A

Explanation:

Box 1: Trigger

A trigger is something that triggers or starts the workflow. It could be a new file uploaded to a document library, a new item created in the list or an email sent to your Inbox – something that will start (kick-off the workflow).

There are two types of triggers:

- Automatic trigger is pre-programmed into the workflow based on a certain rule (i.e. new document or item created, email sent, etc.)
- Manual Trigger is a trigger initiated by a user. Unlike with automatic trigger above, the workflow will only start when initiated manually by the end user (for example, from the Document Library for a selected file). Manual trigger is only supported for certain types of workflows (i.e. Get feedback from your manager for the selected file)

Box 2: action

An action is something that occurs as a result of the workflow. Box 3: expression

Sometimes users just need to do basic operations like getting the current time, adding numbers together, or replacing a part of a string of text. That's possible inline in any flow action. Microsoft Flow leverages the same Workflow Definition Language used by Azure Logic apps. For new users who are unfamiliar with the expression language, there is an inline help experience that shows how to use each expression as they build out their flow.

Box 4: flow type

There are four different Flow types that you can choose from when starting out. You can create a scheduled flow, automated flow, instant flow, or a business process flow.

NEW QUESTION 16

A company plans to use Power Apps to connect to a series of custom services. There are no connectors available for the custom services. For each of the following statements, select Yes if the statement is true. Otherwise, select No.
NOTE: Each correct selection is worth one point.

Statement	Yes	No
Custom connectors for customer-specific services do not require review and certification by Microsoft.	<input type="radio"/>	<input type="radio"/>
You can build a custom connector once and reuse the connector for Power Apps and Microsoft Flow.	<input type="radio"/>	<input type="radio"/>
You can make custom connectors publicly available for all Power Platform users without having Microsoft certify the connector.	<input type="radio"/>	<input type="radio"/>

- A. Mastered
- B. Not Mastered

Answer: A

Explanation:

Box 1: Yes

Only if you would like to share your connector with all users of Logic Apps, Microsoft Flow, and PowerApps, you can submit your connector for Microsoft certification. Microsoft will review your connector.

Box 2: Yes

Connectors created in Microsoft Flow are available in PowerApps. Likewise, connectors created in PowerApps are available in Microsoft Flow.

Box 3: No

If you would like to share your connector with all users of Logic Apps, Microsoft Flow, and PowerApps, you can submit your connector for Microsoft certification. Microsoft will review your connector.

NEW QUESTION 17

.....

Thank You for Trying Our Product

We offer two products:

1st - We have Practice Tests Software with Actual Exam Questions

2nd - Questons and Answers in PDF Format

PL-900 Practice Exam Features:

- * PL-900 Questions and Answers Updated Frequently
- * PL-900 Practice Questions Verified by Expert Senior Certified Staff
- * PL-900 Most Realistic Questions that Guarantee you a Pass on Your FirstTry
- * PL-900 Practice Test Questions in Multiple Choice Formats and Updatesfor 1 Year

100% Actual & Verified — Instant Download, Please Click
[Order The PL-900 Practice Test Here](#)