

# Cisco

## Exam Questions 300-620

Implementing Cisco Application Centric Infrastructure (DCACI)



### NEW QUESTION 1

An engineer is creating a configuration import policy that must terminate if the imported configuration is incompatible with the existing system. Which import mode achieves this result?

- A. merge
- B. atomic
- C. best effort
- D. replace

**Answer: B**

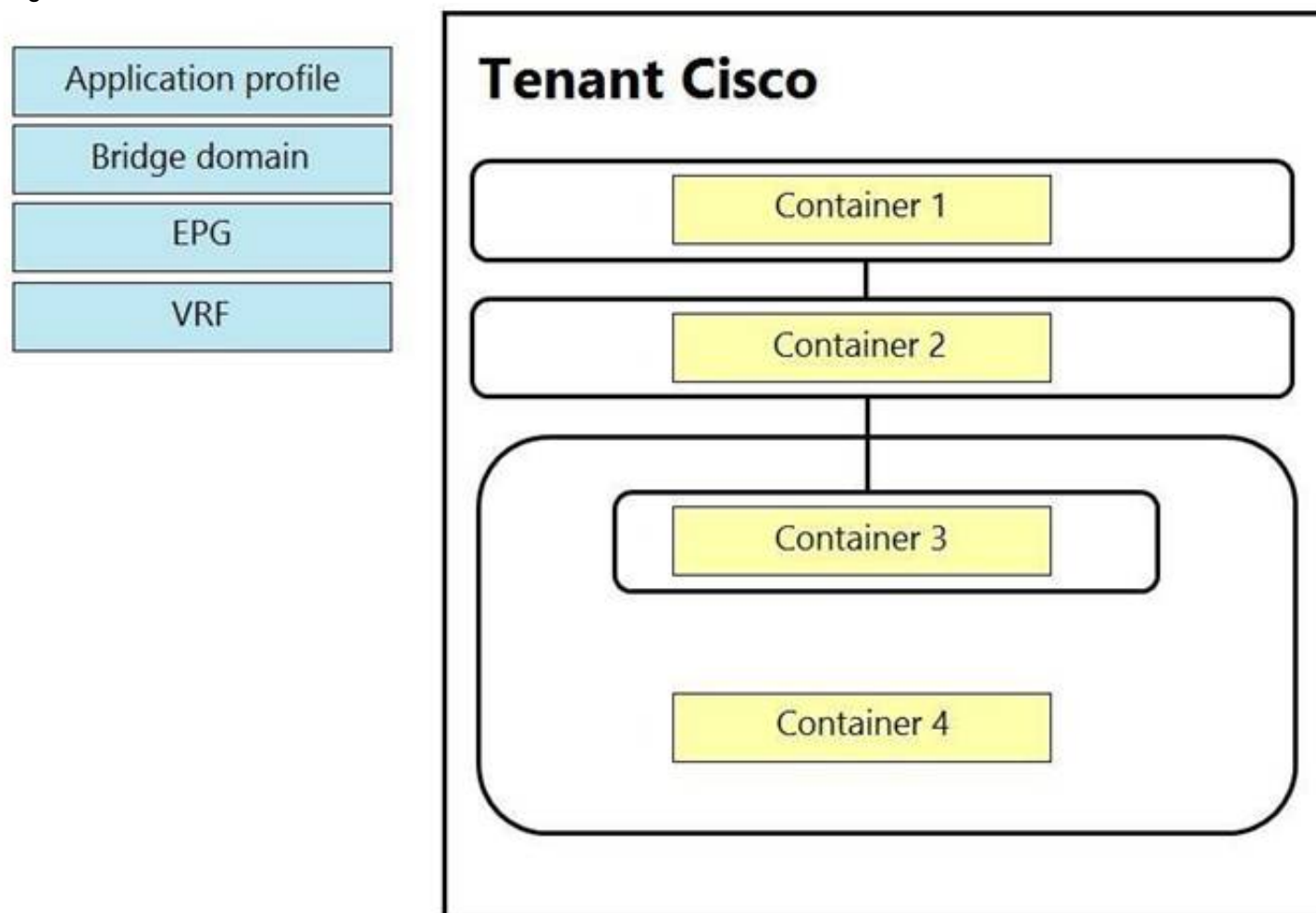
#### Explanation:

Reference: [https://www.cisco.com/c/en/us/td/docs/switches/datacenter/aci/apic/sw/4-x/aci-fundamentals/Cisco-ACI-Fundamentals-401/Cisco-ACI-Fundamentals-401\\_chapter\\_01011.html](https://www.cisco.com/c/en/us/td/docs/switches/datacenter/aci/apic/sw/4-x/aci-fundamentals/Cisco-ACI-Fundamentals-401/Cisco-ACI-Fundamentals-401_chapter_01011.html)

### NEW QUESTION 2

#### DRAG DROP

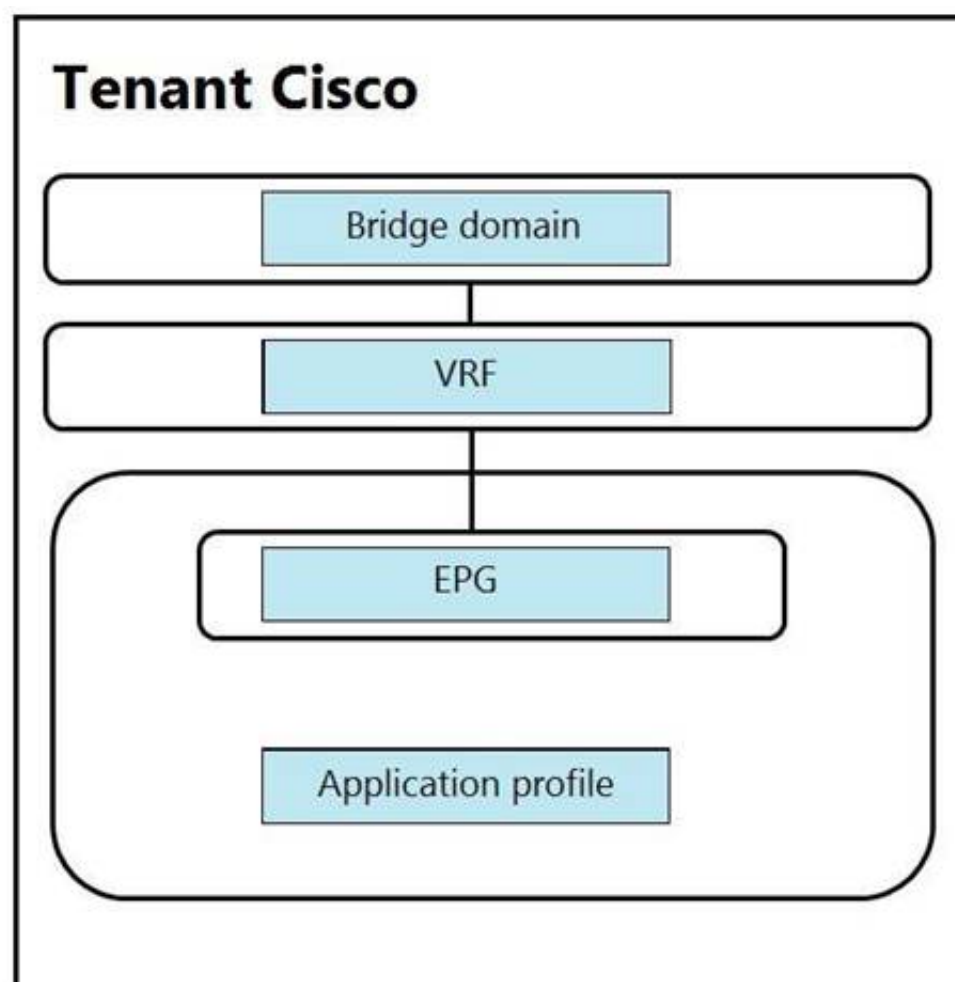
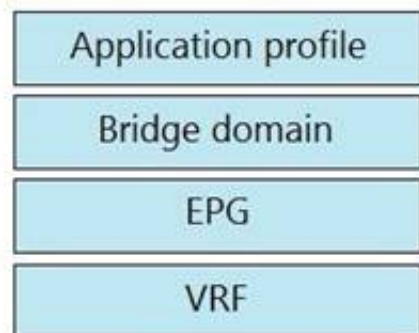
An engineer is configuring a VRF for a tenant named Cisco. Drag and drop the child objects on the left onto the correct containers on the right for this configuration.



- A. Mastered
- B. Not Mastered

**Answer: A**

#### Explanation:



### NEW QUESTION 3

Which feature dynamically assigns or modifies the EPG association of virtual machines based on their attributes?

- A. vAny contracts
- B. standard contracts
- C. application EPGs
- D. uSeg EPGs

**Answer: D**

### NEW QUESTION 4

Which feature allows firewall ACLs to be configured automatically when new endpoints are attached to an EPG?

- A. ARP gleaning
- B. dynamic endpoint attach
- C. hardware proxy
- D. network-stitching

**Answer: B**

### NEW QUESTION 5

An engineer is implementing Cisco ACI at a large platform-as-a-service provider using APIC controllers, 9396PX leaf switches, and 9336PQ spine switches. The leaf switch ports are configured as IEEE 802.1p ports. Where does the traffic exit from the EPG in IEEE 802.1p mode in this configuration?

- A. from leaf ports tagged as VLAN 0
- B. from leaf ports untagged
- C. from leaf ports tagged as VLAN 4094
- D. from leaf ports tagged as VLAN 1

**Answer: A**

### NEW QUESTION 6

How is an EPG extended outside of the ACI fabric?

- A. Create an external bridged network that is assigned to a leaf port.
- B. Create an external routed network that is assigned to an EPG.
- C. Enable unicast routing within an EPG.
- D. Statically assign a VLAN ID to a leaf port in an EPG.

**Answer: D**

### Explanation:

Reference: <https://www.dcclessons.com/l2-external-network-with-aci>

### NEW QUESTION 7

Where is the COOP database located?

- A. leaf
- B. spine
- C. APIC
- D. endpoint

**Answer:** B

**Explanation:**

Reference: <https://www.cisco.com/c/en/us/solutions/collateral/data-center-virtualization/application-centric-infrastructure/white-paper-c11-739989.html>

**NEW QUESTION 8**

Which description regarding the initial APIC cluster discovery process is true?

- A. The APIC uses an internal IP address from a pool to communicate with the nodes.
- B. Every switch is assigned a unique AV by the APIC.
- C. The APIC discovers the IP address of the other APIC controllers by using Cisco Discovery Protocol.
- D. The ACI fabric is discovered starting with the spine switches.

**Answer:** C

**Explanation:**

Reference: [https://www.cisco.com/c/en/us/td/docs/switches/datacenter/aci/apic/sw/1-x/aci-fundamentals/b\\_ACI-Fundamentals/b\\_ACI-Fundamentals\\_chapter\\_010011.html](https://www.cisco.com/c/en/us/td/docs/switches/datacenter/aci/apic/sw/1-x/aci-fundamentals/b_ACI-Fundamentals/b_ACI-Fundamentals_chapter_010011.html)

**NEW QUESTION 9**

Which endpoint learning operation is completed on the egress leaf switch when traffic is received from an L3Out?

- A. The source MAC and IP address of the traffic is learned as a local endpoint.
- B. The source MAC address of the traffic is learned as a remote endpoint.
- C. No source MAC or IP address of the traffic is learned as a remote endpoint.
- D. The source IP address of the traffic is learned as a remote endpoint.

**Answer:** B

**Explanation:**

Reference: <https://www.cisco.com/c/en/us/solutions/collateral/data-center-virtualization/application-centric-infrastructure/white-paper-c11-739989.html>

**NEW QUESTION 10**

An engineer is extending EPG connectivity to an external network. The external network houses the Layer 3 gateway and other end hosts. Which ACI bridge domain configuration should be used?

- A. Forwarding: CustomL2 Unknown Unicast: Hardware Proxy L3 Unknown Multicast Flooding: Flood Multi Destination Flooding: Flood in BD ARP Flooding: Enabled
- B. Forwarding: Custom L2 Unknown Unicast: FloodL3 Unknown Multicast Flooding: Flood Multi Destination Flooding: Flood in BD ARP Flooding: Enabled
- C. Forwarding: CustomL2 Unknown Unicast: Hardware Proxy L3 Unknown Multicast Flooding: Flood Multi Destination Flooding: Flood in BD ARP Flooding: Disabled
- D. Forwarding: Custom L2 Unknown Unicast: FloodL3 Unknown Multicast Flooding: Flood Multi Destination Flooding: Flood in BD ARP Flooding: Disabled

**Answer:** D

**NEW QUESTION 10**

An engineer configured a bridge domain with the hardware-proxy option for Layer 2 unknown unicast traffic. Which statement is true about this configuration?

- A. The leaf switch drops the Layer 2 unknown unicast packet if it is unable to find the MAC address in the local forwarding tables.
- B. The Layer 2 unknown hardware proxy lacks support of the topology change notification.
- C. The leaf switch forwards the Layers 2 unknown unicast packets to all other leaf switches if it is unable to find the MAC address in its local forwarding tables.
- D. The spine switch drops the Layer 2 unknown unicast packet if it is unable to find the MAC address in the proxy database.

**Answer:** A

**NEW QUESTION 15**

Which two actions extend a Layer 2 domain beyond the ACI fabric? (Choose two.)

- A. extending the routed domain out of the ACI fabric
- B. creating a single homed Layer 3 Out
- C. creating an external physical network
- D. extending the bridge domain out of the ACI fabric
- E. extending the EPG out of the ACI fabric

**Answer:** AE

**NEW QUESTION 19**

When Cisco ACI connects to an outside Layers 2 network, where does the ACI fabric flood the STP BPDU frame?

- A. within the bridge domain
- B. within the APIC

- C. within the access encap VLAN
- D. between all the spine and leaf switches

**Answer:** A

**Explanation:**

Reference: [https://www.cisco.com/c/en/us/solutions/collateral/data-center-virtualization/application-centric-infrastructure/white-paper-c07-732033.html#\\_Toc395143571](https://www.cisco.com/c/en/us/solutions/collateral/data-center-virtualization/application-centric-infrastructure/white-paper-c07-732033.html#_Toc395143571)

**NEW QUESTION 21**

On which two interface types should a user configure storm control to protect against broadcast traffic? (Choose two.)

- A. APIC facing interfaces
- B. port channel on a single leaf switch
- C. all interfaces on the leaf switches in the fabric
- D. endpoint-facing trunk interface
- E. fabric uplink interfaces on the leaf switches

**Answer:** BD

**Explanation:**

Reference: [https://www.cisco.com/c/en/us/td/docs/switches/datacenter/aci/apic/sw/2-x/L2\\_config/b\\_Cisco\\_APIC\\_Layer\\_2\\_Configuration\\_Guide/b\\_Cisco\\_APIC\\_Layer\\_2\\_Configuration\\_Guide\\_chapter\\_01010.html](https://www.cisco.com/c/en/us/td/docs/switches/datacenter/aci/apic/sw/2-x/L2_config/b_Cisco_APIC_Layer_2_Configuration_Guide/b_Cisco_APIC_Layer_2_Configuration_Guide_chapter_01010.html)

**NEW QUESTION 23**

In the context of VMM, which protocol between ACI leaf and compute hosts ensures that the policies are pushed to the leaf switches for immediate and on demand resolution immediacy?

- A. VXLAN
- B. LLDP
- C. ISIS
- D. STP

**Answer:** A

**Explanation:**

Reference: [https://www.cisco.com/c/en/us/td/docs/switches/datacenter/aci/apic/sw/1-x/ACI\\_Best\\_Practices/b\\_ACI\\_Best\\_Practices/b\\_ACI\\_Best\\_Practices\\_chapter\\_0101.html](https://www.cisco.com/c/en/us/td/docs/switches/datacenter/aci/apic/sw/1-x/ACI_Best_Practices/b_ACI_Best_Practices/b_ACI_Best_Practices_chapter_0101.html)

**NEW QUESTION 25**

Which tenant is used when configuring in-band management IP addresses for Cisco APICs, leaf nodes, and spine nodes?

- A. default
- B. infra
- C. common
- D. mgmt

**Answer:** D

**Explanation:**

Reference: [https://www.cisco.com/c/en/us/td/docs/switches/datacenter/aci/apic/sw/kb/b\\_KB\\_Configuring\\_Static\\_Management\\_Access.html#concept\\_CFF63FEBE947424291B0F10E6F23DA7D](https://www.cisco.com/c/en/us/td/docs/switches/datacenter/aci/apic/sw/kb/b_KB_Configuring_Static_Management_Access.html#concept_CFF63FEBE947424291B0F10E6F23DA7D)

**NEW QUESTION 26**

Which type of port is used for in-band management within ACI fabric?

- A. spine switch port
- B. APIC console port
- C. leaf access port
- D. management port

**Answer:** C

**NEW QUESTION 31**

Which attribute should be configured for each user to enable RADIUS for external authentication in Cisco ACI?

- A. cisco-security domain
- B. cisco-auth-features
- C. cisco-aci-role
- D. cisco-av-pair

**Answer:** D

**Explanation:**

Reference: [https://www.cisco.com/c/en/us/td/docs/switches/datacenter/aci/apic/sw/2-x/Security\\_config/b\\_Cisco\\_APIC\\_Security\\_Configuration\\_Guide/b\\_Cisco\\_API\\_C\\_Security\\_Guide\\_chapter\\_01011.html](https://www.cisco.com/c/en/us/td/docs/switches/datacenter/aci/apic/sw/2-x/Security_config/b_Cisco_APIC_Security_Configuration_Guide/b_Cisco_API_C_Security_Guide_chapter_01011.html)

#### NEW QUESTION 36

In the context of ACI Multi-Site, when is the information of an endpoint (MAC/IP) that belongs to site 1 advertised to site 2 using the EVPN control plane?

- A. Endpoint information is not exchanged across sites unless COOP protocol is used.
- B. Endpoint information is not exchanged across sites unless a policy is configured to allow communication across sites.
- C. Endpoint information is exchanged across sites as soon as the endpoint is discovered in one site.
- D. Endpoint information is exchanged across sites when the endpoints are discovered in both sites.

**Answer:** A

#### Explanation:

Reference: <https://www.cisco.com/c/en/us/solutions/collateral/data-center-virtualization/application-centric-infrastructure/white-paper-c11-739609.html#CiscoACIMultiSiteoverlaydataplane>

#### NEW QUESTION 37

Which two statements regarding ACI Multi-Site are true? (Choose two.)

- A. The Multi-Site orchestrator must be directly attached to one ACI leaf.
- B. Routers in the Inter-Site network must run OSPF, DHCP relay, and MP-BGP.
- C. ACI Multi-Site is a solution that supports a dedicated APIC cluster per site.
- D. ACI Multi-Site is a solution that allows one APIC cluster to manage multiple ACI sites.
- E. The Inter-Site network routers should run OSPF to establish peering with the spines.

**Answer:** AE

#### NEW QUESTION 39

.....

## Thank You for Trying Our Product

### We offer two products:

1st - We have Practice Tests Software with Actual Exam Questions

2nd - Questions and Answers in PDF Format

### 300-620 Practice Exam Features:

- \* 300-620 Questions and Answers Updated Frequently
- \* 300-620 Practice Questions Verified by Expert Senior Certified Staff
- \* 300-620 Most Realistic Questions that Guarantee you a Pass on Your First Try
- \* 300-620 Practice Test Questions in Multiple Choice Formats and Updates for 1 Year

**100% Actual & Verified — Instant Download, Please Click**  
**[Order The 300-620 Practice Test Here](#)**